

# Kosher Australia Pty Ltd



ועד לעניני כשרות דאוסטרליא

## Guide for Preparing for Pesach & Products 2011/5771 ONLY

Address: 81 Balaclava Road, Caulfield North 3161  
 Telephone: (613) 8317 2500 or 1300KOSHER (within Australia)  
 Email: info@kosher.org.au  
 Website: www.kosher.org.au

### Rabbinic Board:

Rabbi Mordechai Gutnick (Rabbinic Administrator), Rav of Elwood Hebrew Congregation,  
 Senior Dayan Melbourne Beth Din  
 Rabbi Yaakov Sprung, Chief Rabbi of Mizrachi Organisation, Melbourne  
 Rabbi Yaacov Barber, Rav of South Caulfield Hebrew Congregation,  
 Dayan Melbourne Beth Din  
 Rabbi Nachman Sofer (Consultant), Senior Chaver, Kollel Beth HaTalmud

### Administration

Mr S. Shnider, Llb Chairman, Board of Management  
 Rabbi R. Figdor, Executive Director, Mizrachi  
 Mr Y. Wajsbort, B.Sc, C.P.I.M. General Manager  
 Mr C. Silcove, Operations Manager  
 Mrs C. Stone, Administration Manager  
 Mrs G. Goldberg, Graphics & Layout

### Investigations

Mr K. Oliver B.App.Sc., M.R.A.C.I., C.Chem., Chief Chemist  
 Mrs R. Mehlman B.Sc, Chemist  
 Mr M. Hoenders M.Sc, Chemical Engineer, Ingredients Administration  
 Mr D. Baum, Chief Honorary Chemist  
 Mr M. Szylit, Honorary Chemist

### Acknowledgements:

We are grateful for the co-operation of the following, in assisting Kosher Australia with some of the information for the Kosher Australia Guide to Pesach 2011/5771:

Orthodox Union, New York USA  
 Rabbi G. Bess, Los Angeles USA  
 London Beth Din, London UK  
 Rabbi A. Adler, Gateshead UK  
 The Kashrut Authority, NSW Australia

Rabbi Z.Y. Blech, Monsey USA  
 Chicago Rabbinical Council, Illinois USA  
 Star-K, Baltimore USA  
 Kof-K, New Jersey USA

## USING THIS GUIDE

Products listed in this guide are either approved or supervised by Kosher Australia or by other approved authorities, where the packaging may not have "Kosher LePesach" labelling. Where such labelling exists and is accompanied by one of the Approved Hechsherim (see next page), it may be consumed on Pesach.

The information contained in this guide is correct as at 30/3/11. For further updates, please visit the Kosher Australia website ([www.kosher.org.au](http://www.kosher.org.au))

This guide reflects the Ashkenazic tradition prohibiting the use of *Kitniyos* (legumes) on Pesach. Sephardic tradition allows the consumption of beans, rice, corn and millet. People following the Sephardic tradition are encouraged to consult with their Rabbi re the suitability of products and acceptability of relevant *hechsherim*. See also section on page 16.

While the actual consumption of '*gebrokhts*' (matzah immersed in liquid), depends on custom, where possible we have noted the use of this for the benefit of segments of the community who do not eat *gebrokhts* on Pesach.

**WARNING: International Pesach lists are now accessible via the Internet. Though products with the same name appear as being suitable for Pesach in other countries, this may not apply to similarly named products available and manufactured in Australia and New Zealand. This guide contains information specific to Australia and New Zealand conditions.**

### PESACH CALENDAR 2011 – MELBOURNE – תשע"א

		Activity	Time
17 April	Sunday	Bedikas <i>Chometz</i> (Search for <i>Chometz</i> ) AFTER	6.18 pm
18 April	Monday	Fast of the First Born commences	5.31 am
		Finish eating <i>Chometz</i> (Mogen Avrohom)	9.56 am
		Finish eating <i>Chometz</i> (Vilna Gaon & SA HoRav)	10.28 am
		Latest time to remove <i>Chometz</i> & recite Kol Chamira ... according to the Mogen Avrohom	11.07 am
		... according to the Vilna Gaon & Shulchan Aruch HoRav	11.23 am
		Candle lighting 1 <sup>st</sup> Day Pesach	5.32 pm
		First Seder AFTER	6.29 pm
19 April	Tuesday	2nd Day Pesach - Candle lighting & Second Seder AFTER	6.28 pm
20 April	Wed	Yom Tov ends	6.27 pm
22 April	Friday	Erev Shabbos – Candle lighting	5.27 pm
23 April	Shabbos	Havdoloh not before	6.23 pm
24 April	Sunday	7th Day Pesach – Candle lighting AT OR BEFORE	5.24 pm
25 April	Monday	8th Day Pesach – Candle lighting AFTER	6.21 pm
26 April	Tuesday	Yom Tov ends (allow 20mins for Rabbi to buy back	6.20 pm

### WARNING




















Any food or beverage that bears the words "Kosher LePesach", "Kosher for Pesach" or a similar variation (even with Hebrew writing), but does not have a reputable Kosher symbol or Rabbinic name printed on the label, should not be used for Pesach. This applies whether the food or beverage is locally made or is manufactured overseas (especially from Israel). Numerous instances of false and misleading labels have been uncovered in previous years.

## APPROVED HECHSHERIM

Below is a list of some of the international Rabbinic symbols that Kosher Australia permit for Passover use which have been sighted at local retailers. Imported products may be used on Pesach if the product label has one of the following logos and is also marked with a "P" or otherwise clearly marked as Kosher for Pesach. Where the hechsher indicates that the product contains *Kitniyos*, or that it is not suitable for those who do not eat *Kitniyos* on Pesach, then such products are not permitted for Ashkenazim on Pesach.

Kosher Australia follows the Ashkenazic custom and has listed only agencies following similar customs with respect to Pesach. See note 22 on page 6 for information on rice according to Sephardi custom.















NOTE: Omission of a Rabbinic authority does not imply that it is not acceptable for Pesach. Regarding other Rabbinic authorities not listed, please contact Kosher Australia.

Country	Agency	Symbol
Australia	The Kashrut Authority (NSW)	
Australia	Adass Vaad HaKashrus	
Australia	Agudas Chabad Melbourne	
Australia	Kashrut Authority of Western Australia	
Belgium	Bes Din Zedek of the Antwerp Shomrei Hadas	
Belgium	Machazikei Hadas	
Canada	Kashruth Council of Canada	
Canada	Orthodox Rabbinical Council of British Columbia	
Canada	Vaad Hair of Montreal	
England	Beth Din of Federation of Synagogues	
England	Kashruth Division of the London Beth Din	
England	Kedassia	
England	Manchester Beth Din	
England	Dayan Osher Yaakov Westheim	
Israel	Badatz Mehadrin	
Israel	Chug Chasam Sofer – Bnei Brak	
Israel	Rabbi Moshe Yehudah Leib Landau	
Israel	The Bais Din Tzedek of Agudath Israel	
Israel	The Bais Din Tzedek of the Eida Hachareidis of Jerusalem	

\*=KAust certified and should be used where possible; Superscript numbers refer to a Kashrus authority (see p. 4)

☞=Must be purchased before 11:07/11:23am on 18/4/11

## APPROVED HECHSHERIM

Italy	Rabbi Gershon Mendel Garelik	
South Africa	Kashrut Department of the UOS of South Africa	
USA	Chicago Rabbinical Council	
USA	Igud Hakashrus of Los Angeles	
USA	K'hal Adath Jeshurun (Breuer's)	
USA	Kof-K Kosher Supervision	
USA	National Kashrut	
USA	OK Kosher Certification	
USA	Rabbi Menachem Meir Weissmandel	
USA	Star-K Kosher Certification	
USA	The Union of Orthodox Jewish Congregations	
USA	Vaad Hakashrus of B'Datz Mechon L'Hoyroa	
USA	Vaad HaKashrus of Crown Heights	
USA	Volover Rav	

## INFORMATION FROM OTHER KOSHER AUTHORITIES

To increase the usefulness of this Guide, we have included information from other Kosher Authorities including products that are suitable for Pesach but do not carry any specific marking.

A number following the product or brand or information acknowledges the source of the information. The following list is a key:

- |   |  |
|---|--|
| 1. The Kashrut Authority, NSW, Australia                | 7. Orthodox Union, NY, USA                   |
| 2. Rabbi A. Adler, Gateshead, UK                        | 8. Chicago Rabbinical Council, Illinois, USA |
| 3. Star-K, Baltimore, USA                               | 9. Rabbi G Bess, California, USA             |
| 4. Rabbi YM Levinger, Basle, Switzerland                | 10. Kashruth Council of Toronto, Canada      |
| 5. London Beth Din, London, UK                          | 11. K'hal Adath Jeshurun (Breuer's), NY, USA |
| 6. Beth Din of Johannesburg, Johannesburg, South Africa |  |

### Looking for a Seder?

The Mizrahi Hospitality may be able to assist you in organising hospitality for Pesach meals.

Call Debbie Nossbaum on 9527 5344 or send an email to [hospitality@mizrachi.com.au](mailto:hospitality@mizrachi.com.au).

If you need to get a loved-one to your seder and would like to borrow a wheelchair, call the Mizrahi office on 8317 2555.

## GENERAL WARNINGS ON PESACH PRODUCTS

Not all products in Pesach sections at supermarkets or specialty Kosher retailers are necessarily Kosher for Passover or even Kosher! In previous years, even reputable Kosher retailers have inadvertently placed non-Pesach products in Kosher for Pesach sections.

Consumers are warned to check on the label for acceptability and NOT to rely on shop employees for advice on the Kosher status of a product.

1. **Labelling** Any food or beverage that bears the words “Kosher LePesach”, “Kosher for Pesach” or a similar variation (even with Hebrew writing), but does not have a reputable Kosher symbol or Rabbinic name printed on the label, should not be used for Pesach. This applies whether the food or beverage is locally made or is manufactured overseas (especially from Israel). Numerous instances of false and misleading labels have been uncovered in previous years e.g. dates. Note: ‘P’ on a logo refers to Pesach and not Pareve.
2. **Cheese** All Kosher hard and soft cheeses contain ingredients not suitable for Pesach and may not be used unless accompanied by a reliable Kosher LePesach seal or logo.
3. **Play-Doh** is *Chometz* and must be sold with all other *Chometz*.
4. **CLAG** paste is *Chometz* and should therefore not be used. Note that Clag Hobby, Bostik Blu-Tack, UHU Glue Stick, & Bostik Colour-Tack are acceptable for Pesach.
5. **Citric/Ascorbic Acid** Most citric acid and ascorbic acid available in Australia is derived from wheat and therefore *Chometz*.
6. **Cosmetic** lotions, creams and other solid products generally need no special Pesach supervision. However, liquid products, particularly if containing perfumes which may be *Chometz* and products used for oral hygiene or application to the lips would need to be investigated and approved before use.
7. **Dried fruits** may contain vegetable oil, dextrose and/or flour which may be *Kitniyos* or even *Chometz*. Dried fruits and ground herbs and spices should only be used if bearing a reputable Kosher for Pesach certification as oils and other processing aids that contain *Chometz* or *Kitniyos* may be used in the drying and packing process.
8. **Peeled vegetables and fruit** should not be purchased for Pesach without reliable supervision.
9. **Juices**, including ‘pure’ juices, may use *Chometz* derived enzymes and additives or share equipment with production containing *Chometz* and must therefore carry Kosher certification.
10. **Kitniyos issues** Customs vary even within different Sephardi communities regarding the identification and permissibility of *Kitniyos* products. Consumers are reminded to carefully read the packaging on products bearing Kosher for Passover symbols. Many are marked ‘Suitable for those that eat *Kitniyos*’ (רק לאוכלי קטניות) and may bear a *hechsher* from an approved authority that is only for year-round use and not for Pesach. These products are of course suitable for those of Sephardi descent and/or custom that do eat *Kitniyos* on Pesach. Members of the Sephardi community should accordingly consult with their Rabbi to ascertain the parameters of their particular *minhag*. (see warning on rice, note 22.)
11. **Diet Products** Many diet products including diet Coke, Pepsi etc contain artificial sweeteners which may be derived from *Kitniyos* or *Chometz* and are therefore not acceptable even when carrying a Kosher for Passover certification (though such products with a *hechsher* are suitable for those that eat *Kitniyos*).
12. **Matzah** MUST be marked as being Kosher for Pesach/Passover. Snider Carmel matzah without the Kosher Australia ‘Kosher for Pesach’ symbol is *Chometz*.
13. **Egg matzah** (‘Matzah Ashirah’) may not be eaten on Pesach. (Sick and elderly people should discuss the use of Egg Matzah with their Rabbi). MANISCHEWITZ TAM TAM CRACKERS (all varieties) are made from Matzo Ashirah and should not be consumed during Pesach as per all Matzo Ashirah.

\*=KAust certified and should be used where possible; Superscript numbers refer to a Kashrus authority (see p. 4)

⌘=Must be purchased before 11:07/11:23am on 18/4/11

14. **Meat** Plain frozen meat that is not formally certified for Pesach should not be used in the first instance as it may have come in contact with actual *Chometz* during smallgoods production.
15. **Non-Food items** In general, *Chometz* and *Chometz* derivatives which are unsuitable for human or animal consumption (e.g. inedible and/or toxic substances) are not considered *Chometz* insofar as the prohibition against using *Chometz* products on Pesach is concerned.
16. **Nuts** Varieties of nuts that are acceptable on Pesach (see above section on Fruits) must be purchased in the shell, raw. Shelled, raw or roasted nuts without Kosher for Pesach approval are not acceptable. (Note: dry-roasted and fried nuts require reliable Kosher certification for year-round use.) At least one retailer has placed unshelled nuts without a Pesach hechsher in his Pesach section. It is recommended that unshelled raw nuts be only purchased for Pesach with Kosher for Pesach approval.
17. **Pet Food** Most pet-food available, e.g. canned dog-meat, contain actual *Chometz* and may not be used on Pesach. Some are prohibited year round due to milk-meat mixtures.
18. **Alpha Chocolates** are NOT acceptable for Pesach, as they are manufactured on the same production lines as *Chometz* and may contain *Chometz* ingredients.
19. **Glicks** products are NOT acceptable for Pesach, including ALL VARIETIES of gefilte fish and macaroons
20. **Eggs** supervised by the local Egg Board are acceptable with supervision. Coatings and inks have been investigated and pose no Pesach concerns.
21. **Lacteeze drops**, used to mitigate the lactose in milk, are kitniyos and should be added to milk prior to Pesach only.
22. **Rice - potential *Chometz*** Sephardim or those given special permission by their Rabbi to eat *kitniyos* on Pesach (such as very young children or those who are ill) should note that some imported rice varieties are known to have been is sprayed with a wheat or other chametz coatings to stop rice grains sticking with each other. This type of rice is strictly not *kosher* for Pesach even for those who otherwise are permitted by their custom or Rabbi to eat *kitniyos*. We have been advised by Ricegrowers that Australian rice (marked 'product of Australia') is not coated and is therefore suitable for Pesach use by those who are permitted to use rice on Pesach by custom or by Rabbinic dispensation (the Ben Ish Chai recommends that rice should nevertheless be checked thrice for any chaff or contaminants). Sunrice Medium Grain Australian rice is pure rice and available in local supermarkets.
23. **Vitamins** MUST have specific Kosher for Pesach approval as they are often derived via fermentation from wheat (e.g. Ascorbic Acid).
24. **Wine/Grape Juice** Not all wines and grape juices are mevushal (cooked)<sup>7</sup>. The consumer should check the label on the product carefully as the handling of non-mevushal wines differs from that of mevushal wines. Not all wines and grape juices are Kosher for Pesach – please check the certification carefully for the words 'Kosher for Pesach/Passover'.
25. **Specific Products** Some product 'malfunctions' from last year:
  - a. LYLE SYRUP is Kosher certified pareve for year-round use but NOT for Pesach use – some retailers sold this product as suitable for Pesach.
  - b. DEBRA'S SCHMALTZ (product of South Africa) is being stocked by some Kosher retailers together with Pesach products. This product is not suitable for Pesach.
  - c. KOSHER FOR PESACH BAMBA from Israel is not suitable for Ashkenazim and clearly marked as being suitable for those who follow Sephardi custom as it is made from *Kitniyos*.
  - d. TOMOR MARGARINE, produced under the supervision of the London Beth Din, contains sunflower oil. Many opinions rule that sunflower oil is *Kitniyos*.

- e. MANISCHEWITZ TAM TAM CRACKERS are made from Egg Matza and only permitted for the sick or elderly in consultation with their Rabbi.

<b>COMMON PROBLEMATIC INGREDIENTS IN AUSTRALIA/NZ</b>	
<b>Item</b>	<b>Reason</b>
Ascorbic Acid (Additive 300)	Wheat derived
Aspartame	<i>Kitniyos</i>
Canola Oil	<i>Kitniyos</i>
Citric Acid (Additive 330)	Wheat derived
Corn Syrup	<i>Kitniyos</i>
Dextrin	Wheat derived
Dextrose	Wheat derived
Ethanol	Wheat derived
Glucose	Wheat derived
Lecithin	<i>Kitniyos</i>
Malt	Wheat
Maltodextrin	Wheat derived
Mannitol	Wheat derived
Potassium Citrate (Additive 332)	Wheat derived
Potassium Sorbate (Additive 202)	Wheat derived
Sodium Citrate (Additive 331)	Wheat derived
Sorbitol	Wheat derived
Soybean oil	<i>Kitniyos</i>
Starch	Wheat derived
Sunflower Oil	<i>Kitniyos</i>
Vegetable Oil	<i>Kitniyos</i>
Vitamin B	Wheat derived
Vitamin C	Wheat derived
Xanthan Gum (Additive 415)	Wheat derived

## PRODUCT LISTING – FOOD

\***CERTIFIED PRODUCTS** are marked with an asterisk (\*). Use these where possible. Please check the listed restrictions before purchasing.

### **FOODSTUFFS NOT FORMALLY CERTIFIED FOR PESACH**

It is recommended that all products used at Pesach should be certified as Kosher for Pesach by a reputable Rabbinic authority. However, it has been ascertained that some items are *Chometz* free without being formally certified, and can be used if properly supervised products are unavailable. **In ALL cases these unsupervised products MUST be new, unopened products and purchased before 11:07/11:23am on 18/4/11 (Erev Pesach) to allow for *bittul* (nullification) of possible inadvertent chometz contamination.**

## BABY FORMULA

In line with the rulings of many reliable authorities, baby formula containing Kitniyos is allowed for use during Pesach, even for Ashkenazim. The following baby formulas contain no actual Chometz but DO contain kitniyos. Therefore, all formula preparation and clean up should be in a separate area and separate utensils to normal Pesach food production.

### **BELLAMY'S ORGANIC - dairy (non Cholov Yisroel)**

<sup>2</sup>Infant Formula, <sup>3</sup>Follow On, <sup>3</sup>Toddler

### **ISOMIL<sup>2</sup> - pareve**

<sup>2</sup>Infant Formula

### **KARICARE<sup>1</sup> - dairy (non Cholov Yisroel)**

<sup>2</sup>Follow On, <sup>3</sup>From Birth, <sup>3</sup>Toddler

If your baby cannot tolerate these products, the following may be used (they contain traces of chometz)

### **HEINZ<sup>1</sup> - dairy (non Cholov Yisroel)**

<sup>2</sup>NURTURE 1, <sup>3</sup>NURTURE 2

### **SMA<sup>5</sup> - dairy (non Cholov Yisroel)**

<sup>2</sup>BABY FORMULA<sup>5</sup> *dairy (non Cholov Yisroel)* product of Ireland

## BAKING PRODUCTS & INGREDIENTS

### **GOLDIES (03) 9528 1282**

\*Almond flakes, \*Cocoa, \*Desiccated Coconut, \*Ground Almonds, \*Ground hazelnuts, \*Ground walnuts, \*Slivered almonds bearing the Kosher Australia KLP symbol

## BISCUITS, CAKES & MACAROONS

**GLICKS products are NOT acceptable for Pesach, including macaroons**

### **GOLDIES (03) 9528 1282**

\*Assorted Cakes (non *gebrokhts*) bearing the Kosher Australia KLP symbol

\*Chocolate Macaroons bearing the Kosher Australia KLP symbol

\*Coconut Macaroons bearing the Kosher Australia KLP symbol

## BUTTER

### **ALLOWRIE - ONLY when bearing Reg No. 528**

<sup>2</sup>Butter, <sup>3</sup>Salt Reduced Butter, <sup>3</sup>Salted Butter, <sup>2</sup>Unsalted Butter

### **BEAUTIFULLY BUTTERFLY (available at ALDI) - ONLY when bearing Reg No. 528**

<sup>2</sup>Salted Butter, <sup>3</sup>Unsalted Butter

### **COLES SMARTBUY - ONLY when bearing Reg No. 528**

<sup>3</sup>Salted Butter

**GIPPSLAND GOLD - ONLY when bearing Reg No. 528**

<sup>2</sup>Butter, <sup>2</sup>Salted Butter

**HOME BRAND - ONLY when bearing Reg No. 528**

<sup>2</sup>Salted Butter

**MAINLAND - ONLY when bearing Reg No. 528**

<sup>2</sup>Butter, <sup>2</sup>Butter Soft, <sup>2</sup>Butter Soft Less Salt

**NO FRILLS - ONLY when bearing Reg No. 528**

<sup>2</sup>Butter

**WESTERN STAR - ONLY when bearing Reg No. 528**

<sup>2</sup>Butter, <sup>2</sup>Salt Reduced Butter, <sup>2</sup>Salted Butter

**YOU'LL LOVE COLES - ONLY when bearing Reg No. 528**

<sup>2</sup>Butter, <sup>2</sup>Salt Reduced Butter, <sup>2</sup>Unsalted Butter

**COFFEE**

Instant and decaffeinated coffee should not be used without formal Kosher for Pesach investigation

**BUSHELLS**

<sup>2</sup>Granulated Instant Coffee, <sup>2</sup>Instant Coffee, <sup>2</sup>Pulverised Coffee

**CISCO'S [www.ciscoscoffeeroasters.com.au](http://www.ciscoscoffeeroasters.com.au)**

\*Ground Coffee bearing Kosher for Pesach stickers

**LAVAZZA<sup>7</sup>**

<sup>2</sup>Qualita Oro, <sup>2</sup>Caffe Espresso, <sup>2</sup>Il Perfecto Espresso

**MAXWELL HOUSE<sup>1</sup>**

<sup>2</sup>Instant Coffee

**NESCAFE (when produced or packed in Australia ONLY in plastic & glass jars)**

\*Blend 43, \*Decaf, \*Espresso, \*Gold Original, \*Gold Rich Roast, \*Mild Roast

**NESPRESSO<sup>4</sup> Classic Range (MUST BE PRODUCT OF SWITZERLAND):**

\*Arpeggio, \*Capriccio, \*Cosi, \*Deca Intenso, \*Decaffeinato, \*Decaffeinato Lungo, \*Dulsão do Brasil, \*Finezzo Lungo, \*Fortissimo Lungo, \*Indriya from India, \*Limited Edition, \*Livanto, \*Ristretto, \*Roma, \*Rosabaya de Colombia, \*Special Club, \*Vivalto Lungo, \*Volluto

**NESPRESSO<sup>4</sup> Professional Range (MUST BE PRODUCT OF SWITZERLAND):**

\*Espresso Decaffeinato, \*Espresso Forte, \*Espresso Leggero, \*Limited Edition, \*Lungo Decaffeinato, \*Lungo Forte, \*Lungo Leggero, \*Ristretto, \*Ristretto origin India, \*Special Club

**ROBERT TIMMS**

<sup>2</sup>Coffee Beans, <sup>2</sup>Ground Coffee NOTE: Coffee bags are not acceptable

**FISH**

All frozen or raw whole fish (check the 2011 Kosher Australia Food Guide for Kosher species) without additives are acceptable.

**GLICKS** products are **NOT** acceptable for Pesach, including all varieties of gefilte and fried fish

**HUON [www.huonaqua.com.au](http://www.huonaqua.com.au)**

\*Raw Fillets, \*Cold & Hot Smoked Salmon products when bearing numbered Kosher for Pesach stickers

<sup>1</sup>=KAust certified and should be used where possible; Superscript numbers refer to a Kashrus authority (see p. 4)

<sup>2</sup>=Must be purchased before 11:07/11:23am on 18/4/11

## FOODS: CATERING & PRE-PREPARED

### GOLDIES (03) 9528 1282

\*All foods prepared, cooked & sold in sealed packages or containers with Kosher LePesach stickers

### KLEIN'S GOURMET (03) 9528 1200 [www.kleinonline.com.au](http://www.kleinonline.com.au)

\*All foods prepared, cooked and sold in sealed packages or containers bearing numbered Kosher for Pesach stickers. These products may contain *gebrokhts* or will be prepared in utensils that have been used for *gebrokhts*.

### UNGER CATERING (03) 9525 2377

\*All foods prepared, cooked, served and sold bearing numbered Kosher for Pesach stickers or served in the presence of a Kosher Australia Mashgiach. These products may contain *gebrokhts* or will be prepared in utensils that have been used for *gebrokhts*.

## FRUITS, VEGETABLES, NUTS AND KITNIYOS

**Dried fruits** may contain vegetable oil, dextrose and/or flour which may be *Kitniyos* or even *Chometz*. Dried fruits and ground herbs and spices should only be used if bearing a reputable Kosher for Pesach certification as oils and other processing aids that contain *Chometz* or *Kitniyos* may be used in the drying and packing process.

Peeled vegetables and fruit should not be purchased for Pesach without reliable supervision.

Raw nuts in their shells do not require Kosher for Pesach supervision.

NOTE that **peanuts** are *Kitniyos* and **not acceptable for Pesach** use.

### ARK PREPARED PRODUCE [www.allreadykut.com.au](http://www.allreadykut.com.au) (03) 9558 7171

\*Peeled and processed fruit and vegetables bearing *numbered Kosher for Pesach stickers*.

ARK is now taking orders for supervised cut vegetables and fruit for Pesach – they may be contacted by phone or fax on 9558 7171 or via email [john@allreadykut.com.au](mailto:john@allreadykut.com.au).

### BERRY KING

⌘ Instant Quick Frozen (IQF): ⌘ Blackberries, ⌘ Blueberries, ⌘ Boysenberries, ⌘ Cherries, ⌘ Cranberries, ⌘ Mixed Berries, ⌘ Raspberries, ⌘ Strawberries

### POMLIFE [www.pomlife.com.au](http://www.pomlife.com.au)

\*Pomegranate fresh arils, \*Pomegranate frozen arils, \*Pomegranate fresh fruit

### PRI-CUT [www.pricut.com.au](http://www.pricut.com.au)

\*Peeled vegetables

WHILE THE FIVE GRAINS – wheat, barley, spelt, rye and oats - once they have been fermented, are prohibited on Passover, use of various other raw fruit, nuts and vegetables is subject to many customs.

The most prominent and accepted of these customs is the prohibition on eating "*Kitniyos*". The Mishnah Berurah (453:6 & 464:5) cites three reasons for the custom (a) *Kitniyos* are harvested and processed in the same manner as *Chometz*, (b) *Kitniyos* are ground into flour and baked just like *Chometz* [so people may mistakenly believe that if they can eat *Kitniyos*, they can also eat *Chometz*], (c) *Kitniyos* may have *Chometz* grains mixed into it [so people who eat *Kitniyos* may inadvertently be eating *Chometz*].

To assist the Ashkenazic kosher consumer, Kosher Australia has compiled a list of fruits and vegetables and noted their useability for Pesach. The list below refers to fresh, unprocessed products only.

Note that some have the custom to peel all fruit and vegetables due to concerns regarding coatings such as waxes and various sprays and will not eat any vegetable that cannot be peeled.

Canola, flaxseed, sunflower, peanut, sesame and safflower oils are considered *Kitniyos* by many authorities and are not recommended. Consumers are advised in all cases of possible *Kitniyos* ingredients to contact their Rabbi for guidance as to the custom applicable to their particular community.

Many of the items below are subject to inspection for insect infestation.

#### A NOTE ABOUT QUINOA:

We have marked Quinoa as being *Kitniyos* in line with the ruling of the OU. However, there are a number of dissenting opinions. For those who do wish to consume Quinoa or have received a psak allowing them to, all opinions have the caveat that one must be certain that no *Chometz*-grains are mixed in. The Chicago Rabbinical Council therefore advises, "... as these small seeds are often packaged on the same equipment as other small grains such as wheat, barley and oats, ... means that they can only be used after being carefully checked that no chametz grains are mixed in. In practice, most consumers are not familiar enough with the difference between one grain and the next to be able to perform this check, and as a result they cannot use them (quinoa) for Pesach." We have received advice from the OK Laboratories that EDEN brand Quinoa is not co-packed with *chometz*.

Fruit/Vegetable	STATUS
Alfalfa Sprouts	<i>Kitniyos</i> <sup>8</sup>
Allspice (Pimento)	Suitable
Almonds	Suitable
Amaranth	Suitable
Aniseed	<i>Kitniyos</i>
Apples	Suitable
Apricot	Suitable
Asparagus	Suitable
Avocado	Suitable
Bananas	Suitable
Beans (All varieties)	<i>Kitniyos</i>
Beetroot	Suitable
Bok Choy	Suitable
Brazil Nuts	Suitable
Broccoli	Suitable
Brussel Sprout	Suitable
Buckwheat	<i>Kitniyos</i>
Cabbage (all)	Suitable
Canola	<i>Kitniyos</i>
Cantaloupe	Suitable
Capsicum	Suitable
Caraway Seed	Per Custom
Carrots	Suitable
Cashew	Suitable
Cassava/Tapioca	Suitable
Cauliflower	Suitable
Celery	Suitable
Chickpea	<i>Kitniyos</i>
Chicory	Suitable
Chilli	Suitable
Cinnamon	Per Custom
Cloves	Per Custom
Coconut	Suitable
Coriander	Per Custom
Coriander Seed	Per Custom
Corn	<i>Kitniyos</i>
Cucumber	Suitable
Cumin	Per Custom

Fruit/Vegetable	STATUS
Custard Apple	Suitable
Dates (fresh)	Suitable
Eggplant	Suitable
Fennel seed	<i>Kitniyos</i>
Fenugreek	Per Custom
Figs (fresh)	Suitable
Flaxseed	<i>Kitniyos</i>
Garlic	Per Custom
Ginger (Whole)	Per Custom
Grapefruit	Suitable
Grapes	Suitable
Hazelnut	Suitable
Honeydew	Suitable
Kiwi	Suitable
Leek	Suitable
Lemon	Suitable
Lentil (all varieties)	<i>Kitniyos</i>
Lettuce (all varieties)	Suitable
Licorice Root	Suitable
Lime	Suitable
Macadamia	Suitable
Mandarin	Suitable
Mango	Suitable
Marjoram	Suitable
Millet	<i>Kitniyos</i>
Mint (all varieties)	Suitable
Mushroom	Suitable
Mustard (includ. seeds)	<i>Kitniyos</i>
Nashi	Suitable
Nutmeg	Suitable
Onion (all varieties)	Suitable
Orange	Suitable
Oregano (fresh)	Suitable
Paprika (fresh)	Suitable
Parsnip	Suitable
Passionfruit	Suitable
Paw Paw/Papaya	Suitable
Peach	Suitable

\*=KAust certified and should be used where possible; Superscript numbers refer to a Kashrus authority (see p. 4)

☞=Must be purchased before 11:07/11:23am on 18/4/11

Fruit/Vegetable	STATUS
Peanut	<i>Kitniyos</i>
Pear	Suitable
Pea	<i>Kitniyos</i>
Pecan	Suitable
Pepper (fresh)	Suitable
Peppercorn	Suitable
Pine Nut	Suitable
Pineapple	Suitable
Pistachio	Per Custom
Plum	Suitable
Pomegranate	Suitable
Poppy Seed	<i>Kitniyos</i>
Potato	Suitable
Pumpkin	Per Custom
Pumpkin Kernel	Per Custom
Quinoa	<i>Kitniyos</i> <sup>7</sup>
Radish	Per Custom
Raspberry	Suitable
Rhubarb	Suitable
Rice	<i>Kitniyos</i>
Rosemary	Suitable
Safflower Oil	<i>Kitniyos</i>
Saffron	Per Custom

Fruit/Vegetable	STATUS
Sesame Seed	<i>Kitniyos</i>
Silverbeet	Suitable
Snow Pea	<i>Kitniyos</i>
Soy	<i>Kitniyos</i>
Spinach	Suitable
Spinach Leaves	Suitable
Squash	Suitable
Strawberry	Suitable
String bean	<i>Kitniyos</i>
Sugarsnap	<i>Kitniyos</i>
Sunflower Kernel	<i>Kitniyos</i>
Swede	Suitable
Sweet Potato/Yam	Suitable
Thyme	Suitable
Tofu	<i>Kitniyos</i>
Tomatoes (all varieties)	Suitable
Turmeric	Suitable
Turnip	Suitable
Vanilla Bean	Per Custom
Walnut	Suitable
Watermelon	Suitable
Zucchini	Suitable

## HONEY

**ARCHIBALD HONEY [www.archibaldhoney.com.au](http://www.archibaldhoney.com.au)**

\*All varieties are Kosher for Pesach even when not carrying a specific Kosher for Pesach label.

**BEECHWORTH HONEY [www.beechworth.com.au](http://www.beechworth.com.au)**

\*All varieties of pure honey including sachets

**CAPILANO HONEY [www.capilano.com.au](http://www.capilano.com.au)**

\*All varieties of pure honey.

**MIELLERE [www.miellerie.com.au](http://www.miellerie.com.au)**

\*Blue Gum honey, \*Lake Pedder's Nectar, \*Leatherwood honey, \*Prickly Box, \*Tea Tree

## HORSERADISH & SEDER NEEDS

**ESKAL (03) 9701 1666 [www.trialiafoods.com.au](http://www.trialiafoods.com.au)**

\*Red, \*White horseradish bearing numbered Kosher Australia KLP stickers

**GOLDIES (03) 9528 1282**

\*Charoses when bearing Kosher for Pesach stickers

\*Horseradish when bearing Kosher for Pesach stickers

## ICED CONFECTION

**CANDY 'N' CREAM (03) 9527 5142**

\*Sorbets bearing Kosher for Pesach stickers.

**GOLDIES (03) 9528 1282**

\*Pareve ice cream when bearing Kosher for Pesach stickers

## JUICE

Juices, including 'pure' juices, may use *Chometz* derived additives or share equipment with production

containing *Chometz* and must therefore carry Kosher certification.

**BERRY KING (03) 9585 3711**

⌘Pure Frozen Lemon Juice

**NIPPY'S (www.nippys.com.au)**

⌘Nippy's Frozen 100% Lemon Juice

**MATZAH & MATZAH MEAL**

Matzah MUST be marked as being Kosher for Pesach/Passover. Snider Carmel matzah without the Kosher Australia 'Kosher for Pesach' symbol are *Chometz*.

Egg matzah may not be eaten on Pesach. (Sick and elderly people should discuss the use of Egg Matzah with their Rabbi).

**SNIDER CARMEL (03) 9577 3000 www.benedikts.com**

\*Matza, \*Matza Meal Fine, \*Matza Meal Coarse (when bearing the Kosher for Pesach symbol).

**ESKAL (03) 9701 1666 www.trialiafoods.com.au**

\*Matza Meal Fine, \*Matza Meal Coarse (when bearing numbered Kosher for Pesach stickers).

**MEAT, POULTRY & SMALLGOODS**

Plain frozen meat that is not formally certified for Pesach should not be used in the first instance as it may have come in contact with actual *Chometz* during smallgoods production.

**CONTINENTAL KOSHER BUTCHERS (03) 9509 9822 www.ckb.com.au**

\*Sold through their premises in Glenferrie Road, Malvern after 21/2/2011. Responsibility for products sold through any other outlet is only accepted for products in sealed packages or containers bearing Kosher for Pesach stickers.

**MILK**

In the first instance it is recommended to consume *Cholov Yisroel* milk under formal Pesach supervision. If one uses non *Cholov Yisroel* milk, the following milks have been checked and found to be *Chometz*-free. They must be purchased before Pesach.

Unsupervised flavoured milk, low-fat milk (including Rev, Physical and Skinny Skim) and UHT milk are not acceptable as they may contain additives and vitamins that are not Kosher for Pesach.

For those who are lactose intolerant and observe *Cholov Yisroel*, please contact Rabbi Mordechai Gutnick directly to discuss milk options at Rabbi.Mordechai.Gutnick@kosher.org.au. (Lacteeze drops may be used for those who do not observe *Cholov Yisroel* providing they are added prior to Pesach⌘.)

**COLES**

⌘Full Cream, ⌘Lite

**DAIRY FARMERS**

⌘Whole Milk, ⌘Skim Milk

**DEVONDALE**

⌘Full Cream UHT Milk only

**PURA**

⌘Milk, ⌘Light Start, ⌘Tone, ⌘Skimmer

**MILK SUBSTITUTES**

Milk substitutes such as soy-milk and rice-milk drinks contain *kitniyos* and many contain actual *Chometz* ingredients. ZYMIL is NOT RECOMMENDED.

\*=K'Aust certified and should be used where possible; Superscript numbers refer to a Kashrus authority (see p. 4)

⌘=Must be purchased before 11:07/11:23am on 18/4/11

## NUTS

See Fruits, Vegetables, Nuts and *Kitniyos*

### CAPE BYRON MACADAMIAS

\*Raw Macadamia Kernel

### JONDELL MACADAMIAS

\*Raw Macadamia Kernel

### RIVERSIDE

\*Raw Macadamia Kernel, \*Raw Pecan Kernel, \*Raw Walnuts

### STAHMANN FARMS

\*Macadamia Nut In Shell, \*Organic Dry Roasted Macadamia Nut in Shell, \*Organic Macadamia Nut in Shell, \*Organic Pecan Nut in Shell, \*Organic Raw Macadamia Kernel, \*Organic Raw Pecan Kernel, \*Pecan Nut In shell, \*Raw Macadamia Kernel, \*Raw Pecan Kernel

## OIL - COCONUT

### NUI ([www.africanpacific.com](http://www.africanpacific.com))

\*Virgin Coconut Oil

## OIL - OLIVE

Despite the use of processing aids in the production of Extra Virgin Olive Oil (EVOO), EVOO under year-round reliable Kosher supervision is acceptable without special Pesach supervision as these processing aids are not evident in the end product. Therefore all EVOO brands listed in the 2011 KAFG are acceptable when purchased prior to Pesach. The following local brands of EVOO under KA supervision have not used any processing aids in production:

### BENEVITA

Ⓜ100% Natural Extra Virgin Olive Oil

### CAMILO

ⓂExtra Virgin Olive Oil

### COORONG

Ⓜ100% Natural Extra Virgin Olive Oil

### OLLO

ⓂCold Pressed Extra Virgin Olive Oil - Fresh & Fruity, ⓂMild & Mellow

### OZOLIO

Ⓜ100% Natural Extra Virgin Olive Oil

### PROCHEF

ⓂExtra Virgin Olive Oil Spray

### THE BIG OLIVE

Ⓜ100% Natural Extra Virgin Olive Oil

## PICKLED PRODUCTS

### LERNERS 0430 454 667

\*Pickled Cucumbers and Vegetables bearing Kosher for Pesach stickers.

## RESTAURANT/MOTEL

### KIMBERLEY GARDENS HOTEL (03) 9526 3865 [www.pesach.com.au](http://www.pesach.com.au)

\*All meals (Gebrokhts)

## SALT

Many authorities<sup>7</sup> allow the use of all non-iodized salts<sup>7,8</sup>.

### KIRKLAND<sup>7</sup>

⌘Salt, ⌘Sea Salt, ⌘Med Sea Salt Grinder

### KOOKA

⌘Cooking salt

### MERMAID

⌘Salt (including iodised) – all pack sizes

### SAXA

⌘All pack sizes including iodised except 125g picnic pack (Lite Salt IS NOT ACCEPTABLE)

### OLSSON SALT/PACIFIC

⌘All plain & iodised varieties (flavoured salts and rubs ARE NOT ACCEPTABLE)

## SUGAR & SUGAR SUBSTITUTES

During the milling and refining of sugar, various processing aids used may be *Chometz*. Due to the process and manner of use of these possibly problematic ingredients, many authorities rule that the sugar remains permissible.

### CSR

⌘Caster Sugar 500g, 1kg & 2kg bags, ⌘White Sugar 1kg, 2kg bags

\*Organic Sugar (\*Packed in Australia from Imported Ingredients\*)

### HERMES HERMESETAS<sup>4</sup>

\*SACCHARIN SWEETENERS TABLETS ONLY, without requiring a marking.

Other Hermes products **ARE NOT ACCEPTABLE**.

### SUNSHINE SUGAR<sup>1</sup>

\*Caster Sugar, \*Regular White Sugar, \*White Sugar bearing batch numbers 09309 and 10322 contain no enzymes and are permitted in the first instance.

## TEA

Instant tea, flavoured tea and decaffeinated tea **SHOULD NOT BE USED** without formal Kosher for Pesach certification. Teabags may be *Kitniyos*.

Some authorities allow the use of all unflavoured loose tea<sup>7</sup>. The following local brands have been checked by Kosher Australia and contain no *Chometz* or *kitniyos* ingredients.

### KOALA TEA ([www.koalatea.com.au](http://www.koalatea.com.au))

⌘Apple, Blueberry, ⌘Camomile, ⌘Dreamtime, ⌘Gey Shlafen, ⌘Green Tea, ⌘Peach, ⌘Shabbat Shalom

### MADURA TEA

⌘Camomile Calmer Teabags, ⌘English Breakfast Leaf Tea & Teabags, ⌘Green & Jasmine Teabags,

⌘Green & Papaya Teabags, ⌘Green Leaf Tea & Teabags, ⌘Premium Blend Leaf Tea & Teabags,

⌘Pure Assam Teabags

Other varieties of Madura are NOT ACCEPTABLE

## WATER & SODA WATER

### ADAM'S ALE

⌘Pure Water

### CAPE GRIM [www.capegrim.com.au](http://www.capegrim.com.au)

\*Bottled water (even without a Kosher for Pesach symbol)

\*=KAust certified and should be used where possible; Superscript numbers refer to a Kashrus authority (see p. 4)

⌘=Must be purchased before 11:07/11:23am on 18/4/11

**EVIAN<sup>5</sup>**

<sup>3</sup>Still Mineral Water

**KIRKLAND<sup>7</sup>**

<sup>3</sup>Bottled Water

**KIRKS**

<sup>3</sup>Soda Water

**H2O**

<sup>3</sup>Spring Water (unflavoured only)

**NIPPY'S**

<sup>3</sup>Purified Water, <sup>3</sup>Spring Water

**ORIGINAL JUICE CO**

<sup>3</sup>Purified Water

**PERRIER<sup>5</sup>**

<sup>3</sup>Naturally Carbonated Mineral Water

**SNOWY MOUNTAIN [www.snowymountain.com.au](http://www.snowymountain.com.au)**

\*Spring Water (even without a Kosher for Pesach symbol)

**WINE**

Not all Kosher wines and juices (including Kedem brand) are *mevushal* (cooked)<sup>7</sup>. Consumers should check the label on the product carefully as the handling of non-*mevushal* wines differs from that of *mevushal* wines.

Not all wines are Kosher for Passover use.

The following wines are produced under the strict supervision of Kosher Australia and are Kosher for Pesach and *Mevushal* when bearing Kosher for Pesach symbols. The labels are:

**FIVE STONES (see their advert inside front cover)**

\*All varieties (KLP and *Mevushal*) when bearing Kosher for Pesach symbol

**FOR SEPHARDIM: CHOMETZ-FREE KITNIYOS FOODS**

For those who follow the Sephardi custom or have received Rabbinic dispensation to use *kitniyos*, the following items containing *kitniyos* have been ascertained to be *Chometz* free and may be used if purchased before Pesach:

**FIVE SEASONS BRAND**

<sup>3</sup>Tofu

**HAKEA**

<sup>3</sup>Organic Tofu

**SUNRICE**

<sup>3</sup>Rice varieties – only those marked 'product of Australia'

**TOFU SHOP INTERNATIONAL (03) 9429 6204**

<sup>3</sup>Tofu

Other Gluten free products may contain actual chometz ingredients.

## PET FOOD

Many pet foods include wheat, wheatgerm or barley that are prohibited on Pesach as they are Chometz. Others contain cheese, kefir or milk that are dairy and when combined with meat are prohibited year round due to Bossor V'Chalav (prohibited Dairy/Meat mixtures). Please check the ingredients panel before purchasing pet food. The following have been checked and found to be free of Chometz and Dairy/Meat mixtures.

## BIRDS / BUDGIES / CANARIES

Plain Canary Seed, Pannicum

## CATS

Pure meats without wheatgerm & additives

**ADVANCE – CAT<sup>®</sup>**: Kitten Plus – Chicken, Adult Cat Light, Adult Chicken & Tuna, Hairball Adult Cat – Chicken, Adult Cat with Fish, Dental Adult Cat, Senior with fish – Chicken

## DOGS

Pure meats without wheat germ & additives

**ADVANCE – DOG<sup>®</sup>**: Puppy Plus Growth – Chicken & Rice, Senior All Breed – Chicken & Turkey, Sensitive Stomach All Breed – Chicken & Rice, Sensitive Skin All Breed – Chicken & Tuna (all 220g foil tray), Weight Control All Breed – Chicken, Active All Breed – Chicken.

**BIG DOG<sup>®</sup>**: Mince – all varieties

**K9 NATURAL<sup>®</sup>**: Freeze Dried (All Varieties), Natural Frozen(All), Treats (All)

## FISH

Brine Shrimp, Daphnia & Tubifex - live or frozen.

# Kosher Food (& wine) Clearance Centre



Kedem Malaga 750ml  
\$7.99



Kedem Gefilte Fish  
\$7.99



Elite Chocolate  
\$1.69



Yehuda Matzos  
\$3.49

Minimum **20-50%**  
Off Everything

**Pesach Items included**

No Reasonable Offer Refused

Osem • Kedem • Sniders • Manischewitz • Gefen • Yumis

All Major Brands - 100's more Products - While Stocks Last

57 Kooyong Road Caulfield Tel: 9500 0000 email: kfcc@iinet.net.au for Specials Product List

\*=KAust certified and should be used where possible; Superscript numbers refer to a Kashrus authority (see p. 4)

☞=Must be purchased before 11:07/11:23am on 18/4/11

## 'OVER THE COUNTER' MEDICINES/PHARMACEUTICALS

Each year we receive numerous questions re the permissibility or otherwise of medications for Pesach. The Rabbinic Board of Kosher Australia has developed guidelines for medications on Pesach.

**IMPORTANT WARNING:** Please note that medicine prescribed for life-threatening or potentially life-threatening conditions may NOT be unilaterally discontinued or changed even if known to contain *Chometz*. Your doctor and rabbi must always be consulted regarding the best course of action to ensure Pesach observance while not G-d forbid endangering your life or health. If possible all medicine should be purchased before 11:07/11:34am on Erev Pesach.

All capsules, insoluble tablets and NON-chewable tablets even when chewed ..... Acceptable<sup>7,8</sup>

All chewable medicines ..... must have Pesach approval

All eye drops and/or ear drops ..... Acceptable

All gel oral medicines ..... must have Pesach approval

All liquid oral medicines ..... must have Pesach approval

All medicines applied to the gums, lips or teeth ..... must have Pesach approval

All nasal sprays ..... Acceptable

All puffers (inhalers/turbuhalers) ..... Acceptable

All soluble medicines ..... must have Pesach approval

All topical medications (creams, ointments, sprays & lotions) and suppositories ..... Acceptable<sup>7,8</sup>

Vitamins MUST have specific Kosher for Pesach approval as they are often derived via fermentation from wheat (e.g. Ascorbic Acid). Furthermore, vitamins and other non-essential pharmaceuticals, unless on doctor's orders or by prescription, are usually not classified as a medicine for an existing or potential genuine ailment or illness. As such they do not receive the same leniencies applicable to medicines and almost all authorities therefore say they should not be used without investigation to ensure they are *Chometz*-free.

**THE FOLLOWING LISTED** products are only 'over the counter' medications. This list is based on correspondence with manufacturers or information from overseas Kashrus authorities. For prescription medications contact your Orthodox Congregational Rabbi.

No conclusion should be drawn from the omission of any product. The only products listed are those for which we have sufficient information and are currently produced and sold. Decisions are generally based on the testimony of the firms.

No responsibility is accepted for advisability or effectiveness of medicines listed.

Medicines marked with (NK) have non Kosher ingredients – please consult your Rabbi before use.

**WARNING: All medicines should be used in separate utensils to normal Pesach utensils.**

Actilax Syrup (*milchig*)

Bonjela<sup>2</sup> **IS NOT ACCEPTABLE FOR PESACH**

Disprin<sup>2</sup> (Original), Direct

Fybogel Orange<sup>2</sup>

Gaviscon<sup>2</sup> – all liquids except Gaviscon-Infant

Hydrogen Peroxide

Infacol Wind Drops

Kaolin Powder - Pure

Kenalog in Orabase (NK)

Lacteeze<sup>10</sup> drops (*dairy*) – Permitted when added to milk prior to Pesach.

Metamucil: Orange, Regular<sup>9</sup> - Permitted for Pesach when used in separate utensils, as it is "*kitniyos*"

Normacol Plus Granules<sup>2</sup>

Ostevit-D Liquid  
OsteVit-D & Calcium One a Day  
Panadol Children's Colour-Free 1 mth-2 years (NK) ONLY  
Panamax Elixir (NK) – for infants and children (Panamax 240 Elixir is NOT ACCEPTABLE)  
Paraffin Liquid – pure (all brands)  
SM33 Gel (NK), Liquid  
SPAtone natural iron supplement<sup>2</sup>  
Vaseline  
Zovirax Cold Sore Cream (NK)  
Zyrtec Oral Drops for Infants (NK) - Oral Solution NOT acceptable for Pesach

## TOILETRIES & COSMETICS

### BABY TOILETRIES

All topical products are acceptable<sup>7,8</sup>.

It is recommended to use baby wipes that do not contain alcohol. (Most major brands and alcohol free).

### CONTACT LENS CARE

All products are acceptable<sup>7,8</sup>.

### DEODORANTS – ROLL ON/STICK

All products are acceptable<sup>7,8</sup>.

### DEODORANTS – SPRAY The following have been investigated

**ADDIDAS:** Action 3, Control, Fresh, Intensive

**BRUT** Endurance, Invisible Force, Original, Raw Energy

**CHARLIE<sup>2</sup>** Body Spray

**COLES** Coolfresh for Women, Sensitive for Women, Classic for Men, Extreme Sport for Men

**COLES SMART BUY** Anti-Perspirant

**DOVE** Clear Touch, Go Fresh (entire range), Minimising, Original, Pink

**DOVE MAN & CARE** Clean Comfort

**GILLETTE** Triple Protection

**IMPERIAL LEATHER** Original, Vertigo

**LYNX DRY** Africa, Dark Temptation, Excite, Fever, Full Control, Twist, Voodoo

**NIVEA** Double Effect, Pearl & Beauty

**NIVEA FOR MEN** Cool Kick, Dry Impact, Sport

**NORSCA** Forest Fresh, 24hr (all), 48 hr (all)

**NORSCA FOR MEN** 24hr (all), 48 hr (all), Pure Ignition

**REXONA GIRL** Tropical Energy, Dance

**REXONA WOMAN** Crystal, Delirious, Sexy, Shiny

**SPRAY FRESH 24 HRS** – Action All

\*=K'Aust certified and should be used where possible; Superscript numbers refer to a Kashrus authority (see p. 4)

⊗=Must be purchased before 11:07/11:23am on 18/4/11

## EYE PRODUCTS

All products are acceptable<sup>7,8</sup>.

## FACIAL CARE

All products are acceptable<sup>7,8</sup>.

## HAIR CARE & SHAMPOO

All products are acceptable<sup>7,8</sup>.

## HAND CARE

All products are acceptable<sup>7,8</sup>.

All nail polishes and removers are acceptable

## LIP PRODUCTS

All NEWLY purchased unperfumed products are acceptable<sup>7</sup>. The following products sold in Australia have been checked.

**ALMAY**<sup>9</sup> Ideal Lipcolor, Ideal Lipgloss, Ideal Lipliner, Pure Blends Naturals Lipgloss, Truly Lasting Lipcolor

**COVER GIRL**<sup>9</sup> Continuous Color Lipstick, Outlast Lipstain, Wetslicks Fruit Spritzers, Wetslicks Amaze Mint

**IL MAKIAGE** All lipsticks, glosses, pencils and Mineral Makeup

**MARY KAY**<sup>11</sup> Michal 0413 414 164 Satin Lips Lip Balm, Signature Crème Lipstick, Signature Lipliner

**REVLON**<sup>9</sup> Colorstay Soft & Smooth Lipcolor, Colorstay Overtime Lipcolor, Colorstay Ultimate Lipcolor

## ORAL CARE

**Toothbrushes** should be changed for Pesach.

**Dentures and plates** should be thoroughly washed (some Kasher them by pouring boiling water on them).

Most locally made **toothpastes** contain sorbitol which may be *Chometz* derived. Toothpastes bearing Kosher for Pesach certification are available at many specialist Kosher retailers.

Most **mouthwashes** contain ethanol or citric acid that may be *Chometz* derived. Only Kosher for Pesach mouthwash should be used.

**Hydrogen Peroxide** is acceptable for Pesach use

**REACH** Dental Floss – Waxed, Dentotape – Waxed

## PERFUMES The following have been investigated

**ANAIS ANAIS**<sup>2</sup> All perfumes

**ARAMIS**<sup>2</sup> All perfumes

**CHANEL**<sup>9</sup> All perfumes

**CHARLIE**<sup>9</sup> All perfumes

**CIARA**<sup>9</sup> Concentrated Cologne Spray - All perfumes

**CLINIQUE**<sup>2</sup> All perfumes

**FIRE & ICE**<sup>9</sup> All perfumes

**JEAN PATOU**<sup>9</sup> All perfumes

## SKIN PRODUCTS

All products are acceptable<sup>7</sup>.

**IL MAKIAGE** All lipsticks, glosses, pencils and Mineral Makeup

## SOAPS & WASHES – PERSONAL CARE

All products are acceptable but NOT FOR USE ON DISHES – see 'KITCHEN PRODUCTS'.

NOTE: Items Containing Oat Milk or Oats should not be used e.g. Johnson Nourishing Body Wash with Oat Milk & Almond Oil.

## CLEANING PRODUCTS

**Floor cleaners** (including Ammonia) - All brands

**Metal polishes** - All brands

**Oven cleaners** - All brands

**Rubber/latex gloves** - All brands POWDER FREE ONLY

**Soap-free sponges & scourers** - All brands

**Surface spray** - All brands

WARNING: Methylated Spirits may be derived from wheat based ethanol, it should be avoided for use on kitchen counters and food surfaces.

### AMWAY<sup>3</sup>

The following cleaning products are certified Kosher for Pesach even without a Pesach logo

\*Dish Drops Concentrated Dishwashing Liquid

\*L.O.C. Metal Cleaner, \*L.O.C. Multi-Purpose Cleaner

\*L.O.C. Plus Glass Cleaner, \*L.O.C. Kitchen Cleaner

### ANSELL

Rubber gloves (NOT Disposable Handy Gloves)

### ASTORIA PAPER PRODUCTS (03) 9527-1776

The following cleaning products are certified Kosher for Pesach even without a Pesach logo

\*Apple Dishwashing Detergent

\*Automatic Dishwashing Liquid, Powder

\*General Purpose Cleaner

### ASTRA

General Purpose Silver lined Pink Rubber Gloves

### CHUX

All-Purpose Scrub Sponge

Cloths

Heavy Duty Scourer Pad

Multi purpose Disposable Gloves Vinyl (NOT Extra Grip Disposable Gloves)

Multi purpose Gloves Vinyl

Robuste

Rubber latex Gloves

Sponge

Superwipes

<sup>7</sup>=K'Aust certified and should be used where possible; Superscript numbers refer to a Kashrus authority (see p. 4)

<sup>3</sup>=Must be purchased before 11:07/11:23am on 18/4/11

## **COSTCUTTERS (03) 9568 6400**

The following cleaning products are certified Kosher for Pesach even without a Pesach logo

- \*Apple Dishwashing Detergent
- \*Automatic Dishwashing Liquid, Powder
- \*General Purpose Cleaner

## **DAWN<sup>7</sup>**

All detergents bearing ® symbol are acceptable for Pesach, even without “P”.

## **EARTH CHOICE**

- All in 1 Dish Tablets
- Dish Concentrate: Green Tea/Lime, Lemon/Basil, Pomegranate
- Dishwashing Liquid: Aloe, Lemon
- Floor and Surface Cleaner
- Multi Purpose Spray

## **GODDARDS<sup>7</sup>**

All cleaning products (® must be present on the pack)

## **HAGERTY<sup>7</sup>**

All silver cleaning products (® must be present on the pack)

## **JEX**

Steel Wool without soap

## **MORNING FRESH**

- Complete Tabs 10 in 1 Lemon Fresh (Dishwasher Tablets)
- Dish Drawer Tabs 6 in 1 Lemon Fresh (Dishwasher Tablets)

## **OATES**

Scourers, Sponges, Scourer/Sponges (only products without soap)

## **SCOTCH BRITE**

Sponges (“Made in USA” or “Made in USA, Packed in Korea”)

## **SEVENTH GENERATION<sup>7</sup> (03) 9571 0552 / G-Store 1095 Dandenong Rd, East Malvern**

- All Purpose Cleaner Free & Clear
- Automatic Dishwashing Gel Green Apple Scent, Lemon Scent
- Natural Dish Liquid Free & Clear, Lavender Floral & Mint, Liquid Lemongrass & Clementine Zest
- Rinse Aid 236 ml

## **TRIX**

- Dishwashing Liquid – Lemon, Mandarin, Mint
- Triple Action 3 in 1 Lemon Fresh (Dishwasher Tablets)

## **DISPOSABLE PRODUCTS**

Do NOT use paper plates (unless those listed below) as they may contain starches.

Do NOT use plastic-coated paper plates as they may have been washed in wheat-derived alcohol.

Recycled paper products should **NOT** be used in contact with food, as they may be made with recycled paper pulp that contains wheat starch.

The following branded and non branded products have been investigated and found to be *Chometz*-free based on information supplied by the manufacturer. They have NOT been produced under supervision.

**Aluminium Foil Rolls** - All Australian Made

**Bags, Plastic** - All brands

**Bowls, Plastic** - All brands

**Cling Wrap** – All brands  
**Cups, Paper** - All Australian Made  
**Cups, Plastic** - All brands  
**Cups, Polystyrene** - All varieties  
**Cutlery, Plastic** - All brands  
**Plates, Paper** - Must have Pesach authorisation  
**Plates, Plastic** - All brands  
**Tablecloths, Plastic (powder film free)** - All brands  
**Tissues, facial and/or toilet, unscented** – all brands  
**Towels, Paper including serviettes** – all brands  
**BI-LO<sup>1</sup>** Oven Bags  
**CAPRAL<sup>1</sup>** Aluminium Foil  
**CAPRICE<sup>1</sup>** Paper Towels, Serviettes, Table Covers  
**CARTER HOLT HARVEY/SCA HYGIENE AUSTRALASIA** - All Paper Products  
**CASTAWAY<sup>1</sup>** Easy-bake  
**CONFOIL<sup>1</sup>** All semi-rigid aluminium foil products  
**COST SAVER<sup>1</sup>** Paper Towels  
**CREATIVE EXPRESSIONS<sup>1</sup>** All products  
**DEEKO<sup>1</sup>** All paper and tissue products  
**GILBERT<sup>1</sup>** Aluminium foil  
**GLAD<sup>1</sup>** Freezer Go Betweens (All), Oven Bags and Baking Paper (All), Plastic Bags (All)  
**HANDEE<sup>1</sup>** All products  
**HYGENEX<sup>1</sup>** All Paper, Paper Towels, Tissue Products  
**KAAL<sup>1</sup>** Aluminium foil  
**KLEENEX<sup>1</sup>** Paper Towels (All), Tissues (All)  
**MERINO<sup>1</sup>** Quilted Napkins  
**OSO<sup>1</sup>** Oven bags (All)  
**PAREGO<sup>1</sup>** Serviettes  
**PUREX<sup>1</sup>** All paper products  
**SCOTT<sup>1</sup>** Tissues and Paper Towels  
**SORBENT<sup>1</sup>** All paper products  
**SPECIAL OCCASIONS<sup>1</sup>** All products  
**STEVO<sup>1</sup>** Serviettes  
**THICK & THIRSTY<sup>1</sup>** Paper towels  
**VIVA<sup>1</sup>** Paper towels

## LAUNDRY PRODUCTS

All laundry bar-soap, powders, pre-wash stain removers and liquid detergents may be used for laundry purposes ONLY. Ironing sprays may contain starch.  
 CRISP, FABULON are chometz free.

\*=K'Aust certified and should be used where possible; Superscript numbers refer to a Kashrus authority (see p. 4)

⌘=Must be purchased before 11:07/11:23am on 18/4/11

The Torah commands us that we may not eat or use *Chometz* on Pesach. This prohibition also extends to not even keeping *Chometz* in our possession for the duration of the festival. (See Shmos, 12:14-20.) In the weeks before Pesach the house and particularly the kitchen and eating areas, must therefore be thoroughly cleaned to remove all traces of *Chometz*. Stoves and ovens, pots and pans, dishes and other eating utensils which have been used for *Chometz* throughout the year, cannot be used on Pesach. They must be thoroughly cleaned and stored away in a place and in a manner that ensures that they will not be used inadvertently on Pesach. Some utensils can be "*kashered*", if need be, through various kashering procedures so that they can be used on Pesach as well.

This article deals with preparing the house, removal of *Chometz*, and kashering. Any questions arising out of circumstances not covered by this guide should be directed to your Rabbi or to the Kosher Australia office.

### **Methods of Cleaning & Kashering:**

There are seven basic methods of preparing and kashering items for Pesach use. The *kashering* required for any particular item or utensil depends on how that utensil came in contact with *Chometz*. The general rule is that the cleaning or kashering needs to match the manner in which the item became contaminated by *Chometz* in the first instance.

The following methods of kashering will be referred to in the course of this article:

#### **METHOD #1: CLEANING**

Some utensils require only a thorough cleaning to remove any *Chometz* that may adhere to the surface of the utensil. This is usually when the utensils have not been come in contact with *Chometz* through the medium of heat. The cleaning should be thorough and with the aid of an effective and strong detergent.

Items in this category include pantry shelves, and refrigerators.

#### **METHOD #2: COVERING**

Some items, even if used with hot *Chometz* need only be cleaned of surface dirt and then covered with a suitable covering to create an effective barrier between them and the Pesach foods or utensils they will come in contact with.

Items in this category include tabletops, serving counters, and in certain circumstances, stove tops.

#### **METHOD #3: "MILUY V'IRUY" - SOAKING**

Some utensils, particularly those that may be damaged through the application of heat, may be *kashered* by completely filling them or immersing them in cold water for 72 hours. The water must be changed every 24 hours – so that effectively the utensil is soaked for three separate soakings of 24 hours each. The vessel in which the items are immersed should, in the first instance, be a vessel that itself is not *Chometz*.

Items in this category, according to certain authorities, include glass and certain plastic utensils.

#### **METHOD #4: "HAGALAH" (SCALDING WITH BOILING WATER)**

Some utensils that have come into contact with *Chometz* via hot liquids (greater than 45 degrees Celsius) need to be *kashered* by immersing them in boiling water. The method used is as follows:

- a) The item to be *kashered* needs to be thoroughly cleaned of surface dirt. Any item that has deep engravings or joints (such as cutlery with attached wooden handles) cannot be cleaned thoroughly and should not be *kashered* using this method.
- b) The utensil to be *kashered* should not be used with heat for 24 hours prior to kashering.

- c) Water should be brought to boil in a large pot that should in the first instance, not itself be *Chometz*. (If a *Chometz* vessel is used it should not have been used for the past 24 hours). It is actually preferable to have a special pot designated for *kashering* use only.
  - d) The item to be *kashered* should be immersed in the boiling water. Tongs may be used to immerse the item - however the tongs themselves should not be *Chometz*. (The tongs should be immersed first in the boiling water so that they are wet when they come in contact with the item to be immersed.)
  - e) A number of items may be immersed in the vessel at the one time. However care should be taken that each item is immersed in such a manner that the boiling water completely surrounds each item. Dropping them in one at a time helps facilitate this requirement.
  - f) If the water cools off and stops boiling during the immersion of the utensil it should be allowed to resume boiling while the item remains immersed.
  - g) The item should then be removed from the boiling water. (One may not pour out the boiling water leaving the item inside the utensil.)
  - h) Once removed from the boiling water the item should immediately be rinsed in cold water.
- Items in this category include metal, wood, stoneware and according to some authorities, plastic utensils.

Items such as metal pots and pans that are too large to be immersed in boiling water should be cleaned and not used for 24 hours. They should then be filled to the brim with water that should then be brought to boiling point on the stove. A large pre-heated stone should be carefully dropped into the boiling water allowing the boiling water to run over the outside of the pot. The pot should then be emptied and rinsed with cold water.

#### METHOD #5: "IRUY IM EVEN MELUVAN" (SCALDING WITH WATER & A HEATED "STONE")

Some utensils that have come in contact with *Chometz* via hot liquids, and cannot be immersed in boiling water, can be *kashered* by pouring boiling water onto them with the added use of a hot stone or metal pieces. Hot stones or metal tend to raise the temperature of the poured water back to boiling point even though it has been poured out of the original vessel in which it has been boiled.

- a) The item to be *kashered* needs to be thoroughly cleaned of all surface dirt.
- b) The item should then not be used with heat for 24 hours prior to the *kashering*.
- c) Stones or small pieces of metal (such as large nuts or bolts) should be heated on an open fire and moved by means of tongs to the area or object where the boiling water is to be poured.
- d) The heated stones or metal are placed on the item to be *kashered* or, if the heated objects will damage the surface, they may be suspended by means of the tongs just above the item to be *kashered*.
- e) Boiling water should be poured directly from a kettle or other utensil (that has not been used in the past 24 hours) and must cover the entire surface of the item being *kashered*. The boiling water must come in contact with the hot metal or stones to ensure that its temperature remains as near as possible to the original boiling point.
- f) The *kashered* area or item should then be washed down with cold water.

An acceptable alternate method of this form of *kashering*, particularly when *kashering* large areas such as sinks and counters, is the use of a portable steam generator that raises the water and steam generated to 100 degrees Celsius or higher. The boiling water and the accompanying steam created and sprayed out by this apparatus is considered sufficient to be considered identical to the more conventional method of boiling water being poured out and heated back to boiling point on the surfaces being *kashered*. The hot pressurised steam acts in the same manner as the heated stone or metal in this regard.

Items in this category include metal sinks, metal and granite counter tops, and according to some authorities counter tops made of synthetic materials such as laminex, melamine and formica.

#### METHOD #6: "LIBUN KAL" (LIGHT HEATING METHOD)

Some items may be *kashered* by the application of a flame (such as a blow-torch flame) to the point where straw or paper will begin to smoulder if applied to the **other** side of the utensil being heated in this manner. These items are those that have **indirectly** absorbed *Chometz* by means of strong heat without the medium of a liquid.

- a) The temperature required to be reached on the other side of the utensil being heated has been estimated as being 72 degrees Celsius. (The temperature on the side being heated would be well in excess of that.)
- b) The temperature required for "*libun kal* – light heating" without a direct flame application (such as when kashering the walls of an oven) is estimated at leaving the oven on for 2 hours at 190 degrees Celsius, 1.5 hours at 235 degrees Celsius and 1 hour at 290 degrees Celsius
- c) This method does not require a 24 hour waiting period prior to it being used for kashering.
- d) The utensil being *kashered* by this method requires the prior removal of all surface dirt in the first instance. If this is not possible then the flame must be applied to each side of the vessel upon which there is surface dirt. This should be done in a manner that ensures that straw or paper would be singed on the other side of each side being heated.
- e) This method of kashering can be used as a substitute for items requiring the "*hagala* –scalding" method of kashering (Method #4) if they are able to withstand the heat generated.

An acceptable alternate method to achieve the degree of heat required for this method of *kashering* would be to place the utensils in a self-cleaning oven. The temperatures generated by the self-cleaning process are certainly considered sufficient to be acceptable as a proper "*libun kal*".

Items in this category include interior walls of ovens, stove catchment plates that do not come in direct contact with the pots and pans used for cooking.

#### METHOD #7: "LIBUN GOMUR" (GLOWING METHOD)

Items that absorb *Chometz* by direct contact by means of an open flame, without the medium of a liquid, may only be *kashered* by being heated to the point where it becomes red-hot. This is usually accomplished by means of a blow torch or some other strong open flame played over the entire surface of the item. No prior cleaning or waiting period is required for this method of kashering as the intense heat removes all traces of *Chometz* – both that which is on the surface and also that which is absorbed into the utensil.

Items to be *kashered* by this method include fry pans, baking pans, barbeque grates and stove and oven parts that come in direct contact with *Chometz* pans or food.

#### GENERAL CLEANING:

All areas of the house, including garages and storage sheds, wherever *Chometz* may have been used or brought into during the year require a thorough cleaning to remove all traces of residual *Chometz*. Those cupboards or rooms that will be sealed or locked and rented to a non-Jewish person over Pesach (see the section entitled SELLING THE *CHOMETZ*) do not require cleaning.

#### THE KITCHEN:

***Chometz* utensils not being *kashered* for use on Pesach:** These should be well cleaned and put away in cupboards or in a room that will not be opened during Pesach.

All *Chometz* food that will not be eaten before Pesach and will not be disposed of, but will be sold, should likewise be locked away in a designated cupboard or room that needs to be rented to a non-Jewish person for the duration of Pesach (see the section entitled SELLING THE *CHOMETZ*). These

cupboards or rooms should be locked and/or sealed with tape, for example, so that their contents are not accidentally used during Pesach.

### PREPARING KITCHEN & HOUSEHOLD ITEMS FOR PESACH

Below is a list of common items and materials and the method that may be used for preparing them for Pesach use:

ITEM	METHOD OF PREPARATION
Baking pans and other utensils used in the oven with little or no liquid	Method #7. As this is usually impractical, it is recommended that these not be <i>koshered</i> and new ones purchased for Pesach.
BBQ (Plates and grates):	Method #7
Benchtops (Formica, Laminex or other synthetic materials):	Method #2 or according to a number of authorities Method #5
Benchtops (Granite/Stone)	Method #5
Benchtops (Metal):	Method #5 or #6
Caesarstone	See Benchtops (Granite/Stone)
Candlesticks & candlestick trays	Method #1. Some then place foil underneath the tray.
China ware	Cannot be <i>koshered</i>
Corelle	See Glass
Corningware	See Glass
Crockery	Cannot be <i>koshered</i>
Crystal (used mostly with cold liquids)	Method #3
Cupboards	Method #1
Cutlery (Metal, with joints or deep engravings that cannot be cleaned properly.)	Should not be <i>koshered</i> unless the joints or engravings are subject to Method # 6 (by means of an open flame), in which case they should then be fully <i>koshered</i> with Method # 4.
Cutlery (Metal, without joints)	Method #4
Dishwashers	Some authorities allow the <i>koshering</i> of dishwashers with stainless steel interiors by Methods #4 or #5. Others also allow <i>koshering</i> with plastic interiors but not enamel. This can be a complicated procedure. New baskets are usually required. Please check with your Rabbi for details.
Duralex	See Glass
Earthenware and Ceramic	Cannot be <i>koshered</i>
Electric jug	Method #4
Food processor (Attachments)	Method #4
Food processor (Base)	Method #1 and then cover it with plastic or foil
Formica	Many authorities permit <i>koshering</i> with Method #5
Frying pans and other utensils used on the stove with little or no liquid	See Baking pans.
General areas including chairs, floors, cupboards etc	Method #1
George Forman Grill	Should not be <i>koshered</i> .

ITEM	METHOD OF PREPARATION
Glass (When used with hot <i>Chometz</i> in an oven or on a stove)	Should not be <i>kashered</i> . (Sephardim permit using and/or kashering glass - check with your Rabbi)
Glass (When used with hot or cold liquids, not taken directly from an oven or stove flame)	Some authorities do not allow <i>kashering</i> of glass for Pesach Others allow Method # 3
Granite	Method #5
Grill	Method #7 – as this can damage or destroy the item it is recommended not to <i>kasher</i> it.
Hot plates	See stoves or Shabbos hot-plates
Kiddush Cups (metal)	Method #4
Laminex	See Plastic
Melamine	See Plastic
Melmac	See Plastic
Microwave Oven (convection)	See Oven (not self cleaning)
Microwave Oven (non convection)	See separate section MICROWAVE OVENS
Mixers	See food processors
Ovens (not self cleaning) - Interior and walls	Method #6
Ovens (not self-cleaning) - Grates and shelving that come in direct contact with Pesach utensils or food	Method #7 in the first instance – if this will damage or destroy the item method #6 is acceptable if a piece of foil or a metal tray is later placed between the shelf and the Pesach item placed in the oven.
Ovens (self cleaning)	Remove all grates & clean them and surface area where food may fall, replace grates and then turn on self cleaning cycle.
Pantry	Method #1. Some also cover the shelves.
Plastic – when used for cold storage of <i>Chometz</i> for longer than 24 hours	A number of authorities permit kashering with Method #3 or #4 or by pouring boiling water over the entire surface
Plastic - when used in direct contact with hot <i>Chometz</i> in an oven or on a stove	Should not be <i>kashered</i>
Plastic - when used with hot or cold liquids	A number of authorities permit kashering with Method #4
Pots and pans – when used with liquids.	Method #4. Lids and all removable handles should be kashered separately. If the handles cannot be removed and gaps exist between the handle and the wall of the pot, and the gaps cannot be properly cleaned, then the pot or lid may not be kashered.
Pyrex	See Glass
Refrigerators and Freezers	Method #1. It is advisable to then cover shelves that come in direct contact with Pesach food or cooking utensils.
Rubbish bins and vacuum cleaners	Method #1. Dispose of rubbish in wheely bin and place bin off one's property before time of removal of <i>Chometz</i> on Erev Pesach.

ITEM	METHOD OF PREPARATION
Shabbos Blech	As this usually requires Method #7 it is advised to have a new one for Pesach use.
Shabbos hot plate (with internal elements that do not become red hot)	Cannot be <i>kashered</i> , but can be cleaned and completely covered with a double layer of strong aluminium foil upon which one may cook.
Silverstone	See Plastic
Sinks - metal	Method #5 or #6. Drain areas should be cleaned using a strong drain cleaner. Taps and faucets should be cleaned with a strong detergent Some also pour boiling water poured over them.
Sinks – Porcelain or Ceramic	Cannot be <i>kashered</i> . Plastic or metal coverings and inserts should be used. Hot water should not be allowed to back up from the non- <i>kashered</i> sink into the inserts on Pesach
Stoneware	Method #4
Stoves: (Electric/Gas) - Actual Electric plates or coils	Can be <i>kashered</i> by turning them on and allowing them to become red-hot
Stoves: (Electric/Gas) - Alternate method	Thoroughly clean the stove with a strong cleaner and then cover the entire top with a metal sheet ( <i>blech</i> ) upon which one may cook on Pesach.
Stoves: (Electric/Gas) - Gas jets and catchment area or plates directly beneath the flame and pots	Method #6 or Change for Pesach. Method #2 would also be acceptable for catchment areas if it is ensured that the a double covering is used and the covering is strong and heat- proof
Stoves: (Electric/Gas) - Grates that hold the pots during cooking that come in direct contact with the pot	Method #7 or Change for Pesach
Stoves: (Electric/Gas) - Sides and body of the stove that may come in contact with pots and pans	Method #2
Stoves: Glass top (Electric or Gas with external coils or gas jets)	Coils, hot plates, gas jets, catchment plates and areas should be <i>kashered</i> as for a regular stove. The glass body of the stove should then be covered with a double layer of foil or a metal sheet (perforated above the flame area to avoid excessive heat build-up and the shattering of the glass plate).
Stoves: Glass top (Electric with elements imbedded in the glass)	Cannot be <i>kashered</i>
Tablecloths & cloth serviettes	Can be laundered with hot water and detergent but replacing recommended
Tables (Not coming in contact with items taken directly from the stove)	Method #2 or #5
Tea towels, oven mitts & pot holders	Can be laundered with hot water and detergent but replacing recommended

ITEM	METHOD OF PREPARATION
Teflon coated pots and other utensils	See plastic
Urn	Method #4. Boiling water should also be allowed to run out of the tap at the bottom and it is also preferable to pour boiling water over the external part of the tap at the bottom.
Wood	Method #4 or #5

#### MICROWAVE OVENS:

Microwave ovens are unique in that the heat produced emanates from the food rather than the microwaves themselves. As such, the following kashering method is considered by many authorities as being acceptable:

- a) The microwave oven should be cleaned of all surface dirt and not used for 24 hours.
- b) A glass of water should then be placed in the oven and the oven turned on so that the water boils and spreads steam throughout the entire oven.
- c) Once this has occurred, the oven should be turned off, the glass moved to another area of the oven and the oven turned on again until the water boils again.
- d) The oven should then be turned off and wiped down with cold water and a clean cloth.
- e) Ovens with stainless steel interiors need no further preparation.
- f) Ovens that have enamel coated walls should then be lined with thick cardboard to avoid actual contact with Pesach foods or utensils.
- g) All turntables, trays or racks upon which food is actually placed should be changed, *kashered* separately (after cleaning) with the “*hagala* – scalding” (method #4 outlined above) or carefully covered, after thorough cleaning, with a double layer of plastic cling-wrap.

Combination convection and microwave ovens need to be treated as a regular oven and *kashered* accordingly.

## LAWS OF PESACH

Please Note: Due to the multitude of laws governing the Pesach Yom Tov and its preparation, the digested laws that follow should be viewed solely as a summary of the *halachos* pertaining to the proper observance of the holiday. Contact your local Orthodox Rabbi for further information concerning any doubtful halachic decision.

### CHOMETZ

*Chometz* results when one of the five types of grain (wheat, barley, rye, oats, spelt) or their derivatives is permitted to maintain undisturbed contact with water for a period of 18 minutes or longer.

Extracts of *Chometz*, alcoholic fermentation, foods processed in *Chometz*, utensils, and *Chometz* admixtures are halachically considered *Chometz* as well. The Torah forbids an individual to eat, possess or derive benefit from *Chometz* during the Pesach Yom Tov.

Ashkenazi Jews refrain from partaking of legumes (beans, corn, rice, peas) known as ‘*Kitniyos*’ and their admixtures during Pesach (see page 8 for a detailed discussion and listing).

### REMOVAL OF CHOMETZ

Prior to Pesach, one must remove all *Chometz* from one’s properties and jurisdiction (including premises, offices, factories etc belonging to a Jew). This is accomplished through the following processes:

### **MECHIRAS CHOMETZ (THE SALE OF CHOMETZ)**

1. All forms of *Chometz* not destroyed must be transferred to a Gentile before the end of the "fifth hour" on the 14<sup>th</sup> Nissan. This is normally done through the sale of *Chometz* via the Rav as appointed agent for this sale. The sale is bona fide in nature and transfers possession of all *Chometz* to the Gentile, accompanied by the sub-leasing of the property on which the *Chometz* is to be found. The non-Jew should be allowed free access to the property and items he has purchased.
2. *Chometz* utensils are rented and its contents are sold. (Sale of utensil would require immersion if and when acquired.)
3. The Mechiras *Chometz* form can be downloaded from our website and completed and faxed back to either (03) 9527 5665 or scanned and emailed to rabbi.mordechai.gutnick@kosher.org.au no later than 5pm Wednesday, April 13, 2011. There are also online applications that can be used such as <http://community.yeshivahcentre.org/Chometz.php>. Please note that if you are travelling overseas and your *Chometz* is situated locally, it is strongly recommended that you sell your *Chometz* in Australia. Rabbi Gutnick has advised that for the *Chometz* he sells, the 'buy back' after Pesach takes into account people who are overseas.

### **BEDIKAS CHOMETZ (THE SEARCH)**

1. After tzais hakochavim (appearance of 3 stars) on the evening of 14<sup>th</sup> Nissan (or evening prior to taking leave of one's residence within 30 days of Pesach), one must diligently search for *Chometz* in all areas in which it may have been stored or eaten. This search is not ceremonial in nature and must include such places as: closets, toasters, medicine cabinets, clothes, cars, toy chests, vacuum bags, etc. As such, proper time must be allotted to the search.
2. No work, study, or meal should be begun within ½ hour prior to the search.
3. The search should be facilitated by the aid of a single-wick candle.
4. Prior to the search, the blessing al *biyur Chometz* is recited. It is a custom for some to scatter 10 pieces of bread throughout the house prior to the *bedikah*. The mere collection of these morsels should not be misconstrued as the fulfilment of the search.

*Bedikas Chometz* takes place on Sunday April 17 after 6:18pm.

### **BITTUL HECHOMETZ (NULLIFICATION)**

After the search, *Kol Chamiroh* is recited, renouncing title to any *Chometz* not already set aside for either the next morning's breakfast, sale or destruction. One who does not understand Aramaic should recite *Kol Chamiroh* in his native tongue.

The English translation of the Aramaic formula for *Bitul Chometz* recited after the burning follows: I HEREBY DECLARE ALL LEAVEN AND CHOMETZ IN MY POSSESSION WHICH I HAVE DISCOVERED OR NOT DISCOVERED OF WHICH I AM AWARE AND OF WHICH I AM NOT AWARE, TO BE NAUGHT AND AS DUST OF THE EARTH.

### **BIUR CHOMETZ (DESTRUCTION OF THE CHOMETZ) & EREV PESACH**

*Chometz* found during the search, and remaining from breakfast, must be destroyed (preferably by fire) during the fifth hour of the "halachically-divided 12 hour day." This is followed by a more encompassing bittul nullifying all *Chometz* seen or unseen. This cannot be recited during the halachic sixth hour of the day when the use of *Chometz* and its benefits are already forbidden.

1. The Rabbinic prohibition for eating *Chometz* begins with the commencement of the halachic fifth hour of the day.
2. In gratitude to the Almighty for having been spared during the slaying of the Egyptian first-born, first-born males fast on Erev Pesach. A father fasts on behalf of a son too young to fast and a mother fasts for her

*b'chor* when the father is a first-born as well. Firstborns may participate in a *Seudas Mitzvah*, which enables them to eat during the remainder of the day.

3. It is forbidden to eat *matzoh* or consume wine on Erev Pesach. One may eat fish, fruit, and meat in moderate amounts that will not detract from one's appetite for the *Seder Matzoh*.
4. Tedious and or profitable work should not be engaged in after *chatzos* (halachic midday) on Erev Pesach.

Fast of the First Born commences at 5:31am and if completing the fast, ends at 6:17pm.

Finish eating *Chometz* according to the Mogen Avrohom at 9:56am and according to the Vilna Gaon and *Shulchan Aruch HoRav*, at 10:28am.

Remove *Chometz* & recite *Kol Chamira* according to the Mogen Avrohom by 11:07am and according to the Vilna Gaon & *Shulchan Aruch HoRav* by 11:23am.

## **GUIDELINES FOR THOSE LEAVING HOME BEFORE PASSOVER**

### **BEDIKAS CHOMETZ — SEARCH FOR CHOMETZ**

Anyone leaving home before the traditional evening of bedikat chometz, must carry out the search in their home on the night before he or she departs. However, since this is not the normal evening for bedika, no brocha is recited.

Another option is to appoint a sheliach — agent — to perform the bedika at the normal time.

If one is selling one's home or other premises together with all chometz then the accepted ruling is that the house does not require a specific bedika. However, in order to fulfil the obligation of the removal of chometz, one should do a search for chometz on the night before Pesach (with a brocha) wherever they may be staying over Pesach. This should be done in a rented home or hotel room or in a guest room of a private house where one is staying. In the latter case, permission should be sought from the owner of the house to either act on his or her behalf by searching that guest room or else by purchasing, with a nominal sum, the rights to that or any other room in the house and thereby becoming its "owner".

In all circumstances, on the morning of Erev Passover (Monday, April 18, 2011), the statement of bitul should be pronounced, wherever one is, before the time of removal of the chometz.

### **SELLING THE CHAMETZ**

When someone travels for Pesach westward from Australia to Europe, to Israel or to the United States for Pesach (or even from an eastern time zone to other western time zones in Australia) the festival will begin for them after it has already commenced in the home community. If the chometz is sold where the traveller is spending Pesach this would result in a situation where the sale did not yet take place while it was already Pesach in the place where the chometz is found (Eastern Australia). The traveller would therefore own the chometz while it was already Pesach in the home community. For this reason these travellers should arrange, prior to leaving home, for their chometz to be sold in their home town in Eastern Australia at the correct time as applicable to Eastern Australia where the chometz is stored. Any chometz still in their possession at the place they are staying after the time of the sale in Eastern Australia should then either be destroyed or sold before the appropriate time for removal of Chometz at the place where they are staying.

In such circumstances, as Pesach will finish for the traveller later than in Eastern Australia, the rabbi who organises the sale of the Chometz in Eastern Australia should be asked that when he purchases back the chometz after Pesach he should specifically not acquire back the chometz on behalf of the traveller until Pesach is over at the place where the traveller is.

Those travelling for Pesach from Australia to New Zealand or from the Central or Western Australian time zones to the Eastern states where Pesach commences earlier than in the home community (or for those travelling from Europe, Israel or the United States to Australia where Pesach also begins earlier than in the home community) should arrange for the sale of their chometz before the time for removal of chometz at the (earlier) time at the place where he or she is staying to ensure that no Chometz belongs to them anywhere at the time the removal of chometz where they are staying. In such circumstances it is then also halachically preferable to ensure that when the Chometz is purchased back after Pesach the traveller specifically make a condition not to accept back ownership of the chometz left at home until Pesach finishes in the home community where that chometz is stored.

Another option when travelling in any direction is to transfer, before leaving home, all the chometz left at home as a gift to someone else who remains in the home community. The recipient of the gift would arrange the sale of the chometz at the correct time for that home community. The traveller would then sell or remove any chometz actually with them at the place of their stay before the appropriate time for removal of chometz at that place.

It is advisable to contact your Rabbi before leaving home to ensure that the most valid and appropriate method has been chosen in order to ensure that no chometz inadvertently remains in one's possession during any of the time that it is not permitted to possess chometz.

### **MATZOH**

1. *Shemurah matzoh* (i.e. matzoh guarded from any possibility of becoming *Chometz* and processed expressly for the purpose of *Matzot mitzvah*) should be used during both Seder nights for the different mitzvos involving matzah.
2. Egg matzoh, whole wheat *matzohs* made with fruit juices, and chocolate covered *matzohs* should not be eaten all Yom Tov by anyone, excepting the sick or elderly. One should consult their local Orthodox Rabbi.

### **TEFILLAS (PRAYERS)**

1. *Tachanun*, *tzidkascha tzedek*, fasts and eulogies are deleted during the entire month of Nissan.
2. *Mizmor Isohda* and *lamnatzaiiach* are omitted on Erev Pesach and Yom Tov itself.
3. Full *Hallel* is recited the first two days of Pesach. (It is a custom in some shuls to say the entire *Hallel* on the first two nights of Pesach.) Half *Hallel* is recited during the remainder of the holiday.
4. *Mashiv Haruach u'Morid HaGashem* is deleted beginning with the repetition of the Musaf *sh'moneh esrai* on the first day of Yom Tov. *Nusach s'fard* and Ari commence saying *Morid HaTal*.
5. *Vesain Brachah* is substituted for *tal u'matar* in the weekday *sh'moneh esrai*, beginning with the first night of *Chol Hamoed*.
6. Women who normally recited *shehechyanu* with the kindling of Yom Tov candles do not recite *shehechyanu* on the last two days of Pesach when ushering in the Yom Tov.
7. *Yaaleh Veyavo* is inserted in *Birkas Hamzaon* during the entire eight days. If one forgets its recitation and begins the next *brachah*, the entire benching must be repeated.
8. There is a dispute regarding the wearing of *Tefillin* during *Chol Hamoed*. Most authorities agree that those who are accustomed to wearing them on these days should not recite the two accompanying blessings.

### **CHOMETZ DISCOVERED DURING PESACH**

*Chometz* discovered during *chol hamoed* should be immediately destroyed. *Chometz* found during Shabbos or Yom Tov should be covered with a vessel and destroyed after *havdalah*.

## Sefiras Ha-Omer (Counting the Omer)

1. Beginning with the second night of Pesach until the night preceding Shavuot, the Omer is counted, computing the days and weeks in the enunciated formula.
2. If, during the day, one realizes that he/she has forgotten to count the preceding evening (or if he/she is doubtful), one should count immediately without the accompanying *brachah*. One who has entirely missed a day (and night's) count should continue counting without a blessing.
3. There are different customs regarding the 33 day "mourning" period within *Sefirah*. Some observe it from Pesach until Lag B'Omer, others observe from 1 Iyar until Shavuot (except Lag B'Omer), and yet others observe it from the first day Rosh Chodesh Iyar till 3 Sivan (except Lag B'Omer).
4. Weddings, parties, musical entertainment, and haircutting are prohibited during the period of mourning.

## THE LAST DAY OF PESACH

Pesach finishes on Tuesday, April 26 at 6.20pm. *Chometz* may be eaten after approximately 6:50pm by which time the Rabbi would have had time to buy back the *Chometz* from the non-Jewish owner.

The greatest emphasis should be placed on the fact that any *Chometz* remaining in the possession of a Jew over Pesach cannot be eaten, used bought or sold even after Pesach.

One should avoid purchasing obvious *Chometz* such as biscuits, breads, pasta, wheat-ethanol vodka etc from retail outlets owned by Jews who have not sold their *Chometz* for up to six weeks. Major supermarket chains in Australia with significant Jewish ownership do sell their *Chometz*. Check with your local Jewish supermarket.

## FOOD TYPES AND QUANTITIES USED AT THE SEDER

### Matzoh

#### SUITABLE MATZOS:

Normal machine-made matzos, even if produced for Pesach under reliable supervision, are almost always supervised only from the time of the milling of the flour. The supervision following this is usually a "preventative" supervision that ensures that the flour and dough do not become *Chometz*.

*Shmurah* (meaning "guarded") is matzah that is supervised and protected from water that could make it *Chometz*, already from the time of harvesting the grain. It also has a "positive" form of supervision - with the participants in its making not just ensuring that it does not become *Chometz*, but actively expressing their intention that the matzot are made for the purpose of fulfilling the mitzvah of eating matzah on Pesach.

All major authorities state that it is the correct practice to use *Shmurah Matzah* at the Seder at least when eating the minimum amount necessary to fulfil the obligation of eating matzah on Pesach night. This is in keeping with the *pasuk* "and you shall guard the matzah" (*Shmos* 12:17).

#### THE MINIMUM QUANTITIES:

To fulfil the biblical obligation one must eat just over a "*k'zayis*" (the size equal to the volume of an "olive"). This is traditionally termed "eating" rather than just tasting or nibbling. There is much debate on the halachic size of an 'olive' (*k'zayis*) as well as on the time frame allowed to consume it.

The minimum accepted size of a *k'zayis* is approximately 29 grams (or a volume of 29 millilitres) or 1 ounce. This is the equivalent of  $\frac{2}{3}$  of a machine matzah - an area of approximately 14cm by 15cm (please see grid this page) - or just over  $\frac{1}{3}$  of a hand-made *shmurah matzah*. It should be eaten in four minutes (leaning to the left). It is the practice to actually eat more than this minimum amount during the various stages of the Seder as outlined in the *Haggadah*.

## Morror (Bitter herbs)

### SUITABLE VEGETABLES:

The Mishnah in *Pesachim* (39a) lists the ancient Hebrew and Aramaic names of five types of plants that are considered as the “Bitter Herbs” to be used on Pesach at the Seder. The commentaries on the *Shulchan Aruch* properly identify only two of these species today which are universally accepted as:

- 1) Romaine or Cos Lettuce stalks or leaves;
- 2) Pure Horseradish.
- 3) If both the horseradish and Cos lettuce variety are unavailable then the next preference should be given to ordinary lettuce (the “crisp-head” or “iceberg” variety) and the appropriate blessing over the *morror* may still be recited. In reality, it is actually lettuce that is the most preferred type of *morror*, even if it is not bitter. The fact that it may not have been as commonly used as horseradish was for the practical reasons that lettuce was difficult to find in Europe at the end of winter at Pesach time and/or that if it was found, it was very difficult to remove the infestation found in such lettuce. The usual custom is to eat a proportionate mixture of both these varieties (lettuce and horseradish) though, of course, either one alone is perfectly acceptable.

It should be carefully noted, however, that the bitter herb must be absolutely pure. It may not be mixed with anything or preserved with anything, such as vinegar, that can affect its natural taste. Commercially produced Kosher for Pesach horseradish relish (white, red and green), contains vinegar and other ingredients and the *brochah* over the *morror* may not be recited over such a mixture as one has not fulfilled one’s obligation of eating *morror*.

If none of the above-mentioned herbs are available, then any bitter vegetable may be used in order to obtain a bitter taste. However, as one does not fulfil one’s real obligation in this manner, therefore the blessing over the *morror* may not be recited in such circumstances.

Note that although some authorities discuss the possibilities of using ordinary radish as *morror*, it appears seriously questionable as to whether our common radish (with the red skin) is the same species as the one they were referring to. For this reason ordinary radish should be treated as any other bitter vegetable and not used for *morror*.

### THE MINIMUM QUANTITIES:

As the eating of *morror*, in the absence of the Pesach rituals in the *Beis HaMikdash*, is today only a Rabbinic requirement, the minimum size requirements are slightly less. For horseradish the minimum size of a *k’zayis* can be taken as approximately 20 ml ( $\frac{2}{3}$  oz.) or one tablespoon full. If lettuce leaves are used this is the amount of leaves that would cover an area of approximately 20 cm by 25 cm. The time allowed for consumption is 9 minutes. Note that the custom is not to lean when eating the *morror*.

### HOW TO CHECK ROMAINE (COS) LETTUCE

This lettuce type is known as an open leaf variety. This means that as they sprout forth from the ground, the leaves begin to open up like a flower. Toward the end of their growth, they begin to close around the stalk. Since romaine lettuce grows open, it is more prone to insect infestation throughout the head than other varieties of lettuce that primarily grow as a closed ball.

We are fortunate here in Australia in that locally grown vegetables are in general not as prone to insect infestation as they are in other countries such as the US Europe and Israel. Even open leaf varieties of lettuce grown here in Australia have been found to be free of many of the insects commonly found elsewhere in these varieties.

The major concern here are largish, readily identifiable green or black worms.

Technically any requirement to check this lettuce here would therefore be confined to separating the leaves, rinsing them thoroughly with running water and then subjecting them to scrutiny against a good

light source. Any insects that are identified during this scrutiny must be washed off and removed. Occasionally, worms may be found in burrows within the body of the leaf. If you notice a narrow translucent burrow speckled with black dots breaking up the deep green colour of the leaf, carefully slit the bumpy part within the burrow with a sharp knife and remove the worm.

With regard to Romaine lettuce that will be used for the fulfilment of the mitzvah of Marror it is particularly praiseworthy to subject this lettuce to a more thorough scrutiny and cleaning process to account for all possibilities of infestation.

In addition to the check for the worms mentioned above, insects that can at times be found in local open leaf lettuce are small black or green aphids and thrips. The leaves of the vegetable can camouflage these insects. The open structure of these vegetables allows insects to penetrate the entire head. Insects may be found between the innermost layers of leaves of an infested head. Therefore, each leaf should be washed and checked individually. The use of a light box for checking lettuce can be extremely convenient and helpful. However, even if a light box is not used, both sides of each leaf should be examined against a good source of light.

Below are the ideal step by step recommendations for how to properly check romaine lettuce for insects:

1. Cut off the lettuce base and separate the leaves from one another.
2. Soak leaves in a solution of cold water and a little soap. The soap has the effect of loosening the grip of the insects on the lettuce leaves making them much easier to observe and remove.
3. Agitate lettuce leaves in the soapy solution.
4. Spread each leaf, taking care to expose all its curls and crevices. Using a heavy stream of water, remove all foreign matter and soap from both sides of each leaf. Alternatively, a vegetable brush may be used on both sides of the leaf.
5. Leaves should be checked over a light box or against strong overhead lighting to verify that the washing procedure has been effective. Pay careful attention to the folds and crevices in the leaf where insects have been known to hold tightly through several washings.

## **Wine**

### **SUITABLE BEVERAGES:**

All wines, grape juice and other beverages mentioned below must, of course, bear a reliable Kosher for Pesach certification. The following are listed in order of preference:

- 1) Red wine (unless one has a white wine of superior quality) that is not sweetened with sugar (i.e. it should be naturally sweet or “dry”) so that one tastes the natural taste of pure wine. It should also in the first instance not be “mevushal” (cooked or pasteurised).
- 2) Red sweetened wine, or white unsweetened or sweetened wine, are the next preferences. Again, in the first instance it should not be “mevushal”. When using white wine it is also preferable to add a little red wine to the white so that the preferred red colour is discernable.
- 3) Wine diluted with grape juice (if one finds it too difficult to drink wine for instance, due to health reasons). The stronger alcoholic taste of the wine must still be discernable.
- 4) Wine diluted with water. The general rule that covers virtually all kosher wines currently available is that the wine may be diluted to as much as one part wine to one part water. Such a mixture may still be used for the Seder and the blessing for wine still recited.
- 5) Pure grape juice.
- 6) Grape juice diluted with water in the proportion of one part water to one part of grape juice.

- 7) As a last resort, such products as raisin wine or any other popular, yet distinguished, (kosher for Pesach) beverage may be used. (Note that the correct *brocho* for the particular beverage used should be recited if it is not *Borei Pri HaGofen* e.g. *Shehakol*.)

THE MINIMUM QUANTITIES:

"Drinking" is defined as at least half a cup of wine for each of "the four cups" — the cup having a volume of at least 86 millilitres (approximately 3 fluid ounces). The wine should be drunk each time without interruption while leaning to the left and may take up to 9 minutes to finish.

## חג פסח כשר ושמוח

# Kosher & Freilechin Pesach

## לשנה הבאה בירושלים

### PREPARED FOOD FOR PESACH

For various reasons (the lack of Pesachdik cooking utensils, the lack of ability or desire to kasher the kitchen or to prepare food, etc.) people may not prepare their own Pesach meals. Fortunately, in Melbourne, you have the ability to have all of your Pesach meals prepared for you. You will still need to undertake General Cleaning described on Page 28 as well as following the instructions on pages 30-31.

#### Restaurant

**KIMBERLEY GARDENS HOTEL (03) 9526 3865 [www.pesach.com.au](http://www.pesach.com.au)**

\*All meals (*Gebrokhts*). Open every day (including for the Pesach *seedorim*)

#### Prepared meals

Typically, these have to be pre-ordered and picked up on a nominated day.

**GOLDIES (03) 9528 1282**

\*All foods prepared, cooked & sold in sealed packages or containers with Kosher LePesach stickers

**KLEIN'S GOURMET (03) 9528 1200 [www.kleinonline.com.au](http://www.kleinonline.com.au)**

\*All foods prepared, cooked and sold in sealed packages or containers bearing numbered Kosher for Pesach stickers. These products may contain *gebrokhts* or will be prepared in utensils that have been used for *gebrokhts*.

**UNGER CATERING (03) 9525 2377**

\*All foods prepared, cooked, served and sold bearing numbered Kosher for Pesach stickers or served in the presence of a Kosher Australia Mashgiach. These products may contain *gebrokhts* or will be prepared in utensils that have been used for *gebrokhts*.

#### Packaged Foods

Additionally, you are able to purchase ready to eat foods (always check for the KLP label from a reputable Kashrus agency) from the plethora of Kosher retailers and supermarkets (Dainty Foods, Alex's & Bessa Foods have all advertised in this Guide). Refer pages 8-16 of this guide.

## INDEX

Actilax _____	18	Biscuits _____	8	Chometz _____	30
Adam's Ale _____	15	Bitter herbs _____	35	Chux _____	21
Addidas _____	19	Bittul HeChometz _____	31	Ciara _____	20
Advance Cat _____	17	Biur Chometz _____	31	Cinnamon _____	11
Advance Dog _____	17	Blech _____	29	Cisco's _____	9
Aldi _____	8	Blu-Tack _____	5	Citric Acid _____	5, 7
Alfalfa _____	11	Bok Choy _____	11	Clag _____	5
Allowrie _____	8	Bonjela _____	18	Cleaner, Floor _____	21
Allspice _____	11	Bowls, Plastic _____	22	Cleaner, General Purpose _____	21
Almay _____	20	Brazil Nuts _____	11	Cleaner, Oven _____	21
Almonds _____	8, 11	Brine Shrimp _____	17	Cleaning Products _____	21
Alpha Chocolates _____	6	Broccoli _____	11	Cling Wrap _____	22
Aluminium Foil _____	22	Brussel Sprout _____	11	Clinique _____	20
Aluminium Foil Products _____	22	Brut _____	19	Cloves _____	11
Amaranth _____	11	Buckwheat _____	11	Cocoa _____	8
Ammonia _____	21	Budgies _____	17	Coconut _____	8, 11
Amway _____	21	Bushells _____	9	Coconut Oil _____	14
Anais Anais _____	20	Butter _____	8	Coffee _____	9
Aniseed _____	11	Cabbage _____	11	Coffee Bags _____	9
Ansell _____	21	Caeserstone _____	27	Coffee Beans _____	9
Apples _____	11	Camilo _____	14	Coffee, Ground _____	9
Apricot _____	11	Canaries _____	17	Coffee, Instant _____	9
Aramis _____	20	Candy 'N Cream _____	12	Coles _____	8, 13, 19
Archibald Honey _____	12	Canola _____	11	Common Problem Ingredients _____	7
Ark Prepared Produce _____	10	Cantaloupe _____	11	Confoil _____	22
Ascorbic Acid _____	5, 7	Cape Byron _____	14	Contact Lens _____	19
Asparagus _____	11	Cape Grim _____	15	Continental Kosher Butchers _____	13
Aspartame _____	7	Capilano Honey _____	12	Coorong _____	14
Astoria Paper Products _____	21	Capral _____	22	Corelle _____	27
Astra _____	21	Caprice _____	22	Coriander _____	11
Avocadoes _____	11	Capsicum _____	11	Corn _____	2, 11
Baby Formula _____	8	Capsules _____	18	Corn Syrup _____	7
Baby Toiletries _____	19	Caraway Seeds _____	11	Corningware _____	27
Bags, Oven _____	22	Carrots _____	11	Cosmetics _____	5
Bags, Plastic _____	22	Carter Holt Harvey _____	22	Cost Saver _____	22
Baking Pan _____	26	Cashews _____	11	Costcutters _____	21
Baking Products _____	8	Cassava _____	11	Counters, Serving _____	24
Bamba _____	6	Castaway _____	22	Cover Girl _____	20
Bananas _____	11	Caster Sugar _____	15	Creams _____	18
Barbeque _____	26	Cats _____	17	Creative Expressions _____	22
Barley _____	10	Cauliflower _____	11	Crockery _____	27
Beans _____	2, 11	Celery _____	11	CSR _____	15
Bedikas Chometz _____	31	Chanel _____	20	CSR Organic Sugar _____	15
Beechworth Honey _____	12	Charlie _____	20	Cucumber _____	11
Beetroot _____	11	Charoses _____	12	Cucumber, Pickled _____	14
Benchtop _____	27	Cheese _____	5	Cumin _____	11
Benevita _____	14	Chickpea _____	11	Cups, Kiddush _____	28
Berry King _____	10, 12	Chicory _____	11	Cups, Paper _____	22
Big Dog _____	17	Chili _____	11	Cups, Plastic _____	22
Bi-Lo _____	22	China Ware _____	27	Cups, Polystyrene _____	22
Birds _____	17	Chocolate _____	6	Custard Apple _____	11

Cutlery _____	24, 27	Floss _____	20	Hygenex _____	22
Cutlery, Plastic _____	22	Foil, Aluminium _____	22	Iced Confection _____	12
Dairy Farmers _____	13	Food Establishment _____	10	Il Makiage _____	20, 21
Daphnia _____	17	Formica _____	26, 27	Imperial Leather _____	19
Dates _____	11	Freezer Go Betweens _____	22	Infacol _____	18
Dawn _____	21	Fridge _____	24, 28	Inhalers _____	18
Debra's Schmaltz _____	6	Fruit _____	5, 10	Ironing Sprays _____	23
Deeko _____	22	Fruits, Dried _____	5, 10	Iruy im even meluvan _____	25
Dentotape _____	20	Fry Pan _____	26	Isomil _____	8
Dentures _____	20	Fybogel _____	18	Jean Patou _____	20
Deodorants, Roll On _____	19	Garlic _____	11	Jex _____	21
Deodorants, Spray _____	19	Gaviscon _____	18	Johnson _____	21
Detergent _____	24	Gebrokhts _____	2, 10, 37	Jondell _____	14
Detergent, Dishwashing _____	21	Gels _____	18	Juice _____	5, 12
Detergent, Liquid _____	23	General Warnings _____	5	K9 Natural _____	17
Dextrin _____	7	Gilbert _____	22	Kaal _____	22
Dextrose _____	7	Gilette _____	19	Kaolin Powder _____	18
Diet Products _____	5	Ginger _____	11	Karicare _____	8
Dishes _____	24	Glad _____	22	Kashering _____	24
Dishwasher _____	27	Glass _____	28	Kedem _____	16
Dishwashing Detergent _____	21	Glass Utensil _____	24	Kenalog _____	18
Dishwashing Liquid _____	21	Glicks _____	6, 8, 9	Kiddush Cups _____	28
Dishwashing Powder _____	21	Gloves _____	21	Kimberley Gardens Hotel _____	14, 37
Disposable Products _____	22	Glucose _____	7	Kirkland _____	15
Disprin _____	18	Glue Stick _____	5	Kirks _____	15
Dogs _____	17	Goddards _____	21	Kitchen _____	27
Dove _____	19	Goldies _____	8, 10, 12, 37	Kitniyos _____	2, 5, 10, 15, 16
Drops, Ear _____	18	Granite _____	26, 28	Kiwi _____	11
Drops, Eye _____	18	Grapefruit _____	11	Kleenex _____	22
Duralax _____	27	Grapes _____	11	Klein's Gourmet _____	10, 37
Ear Drops _____	18	Grill _____	27	Koala Tea _____	15
Earth Choice _____	21	Gums _____	18	Kooka _____	15
Easy-Bake _____	22	H2O _____	15	Labels, Kosher _____	2, 5
Egg Matzah _____	5	Hagalah _____	24	Lacteeze _____	18
Eggplant _____	11	Hagerty _____	21	Laminex _____	26, 27, 28
Eggs _____	6	Hair Care _____	20	Laundry Products _____	23
Elderly _____	13	Hair Spray _____	20	Lavazza _____	9
Eskal _____	12, 13	Hakea _____	16	Laws of Pesach _____	30
Ethanol _____	7	Hand Care _____	20	Leaving Home Before Pesach _____	32
Evian _____	15	Handee _____	22	Lecithin _____	7
Extra Virgin Olive Oil _____	14	Hazelnut _____	11	Leek _____	11
Eye Drops _____	18	Hechsherim _____	3	Legumes _____	2
Eye Products _____	20	Heinz Nurture _____	8	Lemon _____	11
Facial Care _____	20	Herbs _____	10	Lemon Juice _____	12
Fennel _____	11	Hermesetas _____	15	Lentil _____	11
Fenugreek _____	11	Home Brand _____	8	Lerners _____	14
Figs _____	11	Honey _____	12	Lettuce _____	11
Fire & Ice _____	20	Honeydew _____	11	Libun Gomur _____	26
Fish _____	9, 17	Horseradish _____	12	Libun Kal _____	26
Five Seasons Brand _____	16	Hot Plate _____	28, 29	Licorice Root _____	11
Five Stones _____	16	Huon _____	9	Lime _____	11
Floor Cleaners _____	21	Hydrogen Peroxide _____	18, 20	Lip Products _____	20

Lips _____	18	Nail Polish _____	20	Paper Plates _____	22
Liquid, Dishwashing _____	21	Napkins, Quilted _____	22	Paper Towels _____	22
Lotions _____	18	Nasal Sprays _____	18	Paper, Tissue _____	22
Lyle Syrup _____	6	Nashi _____	11	Paprika _____	11
Lynx Dry _____	19	Nescafe _____	9	Paraffin Liquid _____	18
Macadamia _____	11	Nescafe Blend 43 _____	9	Parego _____	22
Macaroons _____	8	Nescafe Espresso _____	9	Parsnip _____	11
Madura Tea _____	15	Nescafe Gold _____	9	Passionfruit _____	11
Mainland Dairy _____	8	Nespresso _____	9	Paw Paw _____	11
Make-Up _____	20, 21	Nippy's _____	12, 15	Peach _____	11
Malt _____	7	Nivea _____	19	Peanut _____	12
Maltodextrin _____	7	No Frills _____	8	Pears _____	12
Mandarin _____	11	Normacol _____	18	Peas _____	12
Mango _____	11	Norsca _____	19	Pepper _____	12
Manischewitz _____	5	Nui _____	14	Perfume _____	20
Mannitol _____	7	Nutmeg _____	11	Perrier _____	15
Margarine _____	6	Nuts _____	6, 10, 11, 14	Pet Food _____	6, 17
Marjoram _____	11	Oates _____	21	Pharmaceuticals _____	18
Mary Kay _____	20	Oats _____	10	Physical _____	13
Matzah _____	13, 33, 34	Oil, Canola _____	7, 10	Pickles _____	14
Matzah Meal _____	13	Oil, Coconut _____	14	Pimento _____	11
Matzah, Egg _____	5, 13	Oil, Flaxseed _____	10	Pine Nut _____	12
Maxwell House _____	9	Oil, Olive _____	14	Pineapple _____	12
Meat _____	13	Oil, Peanut _____	10	Pistachio _____	12
Mechiras Chometz _____	31	Oil, Safflower _____	10	Plastic _____	28, 29
Medicines _____	18	Oil, Sesame _____	10	Plastic Bags _____	22
Melamine _____	26, 28	Oil, Soyabean _____	7	Plastic Bowls _____	22
Melmac _____	28	Oil, Sunflower _____	7, 10	Plastic Cups _____	22
Merino _____	22	Oil, Vegetable _____	7	Plastic Cutlery _____	22
Mermaid _____	15	Ointments _____	18	Plastic Plates _____	22
Metal Polishes _____	21	Olive Oil _____	14	Plastic Tablecloths _____	22
Metamucil _____	18	Ollo _____	14	Plastic Utensil _____	24
Methylated Spirits _____	21	Olsson Salt _____	15	Plates _____	20, 27
Microwave Oven _____	30	Onion _____	11	Plates, Paper _____	22
Miellere _____	12	Oral Care _____	20	Plates, Plastic _____	22
Milk _____	13	Orange _____	11	Play-Doh _____	5
Milk Substitutes _____	13	Oregano _____	11	Plum _____	12
Milk, Rice _____	13	Original Juice Co _____	15	Polish, Metal _____	21
Milk, Soy _____	13	Oso _____	22	Polish, Nail _____	20
Millet _____	2, 11	Ostevit-D _____	18	Polystyrene Cups _____	22
Miluy V'iruy _____	24	Oven _____	24, 26, 28	Pomegranate _____	12
Mineral Water _____	15	Oven Bags _____	22	Pomlife _____	10
Mint _____	11	Oven Cleaners _____	21	Poppy Seed _____	12
Mixer _____	28	Oven, Microwave _____	28, 30	Potassium Citrate _____	7
Morning Fresh _____	21	Ozolio _____	14	Potassium Sorbate _____	7
Morror _____	35	Panadol _____	18	Potato _____	12
Morror - Checking Lettuce for Bugs _____	35	Panamax _____	18	Pots _____	24, 25
Morror - Min. Quantities _____	35	Pannicum _____	17	Poultry _____	13
Mouthwash _____	20	Pans _____	24, 25	Powder, Dishwashing _____	21
Mushroom _____	11	Pantry _____	28	Powders, Laundry _____	23
Mustard _____	11	Pantry Shelves _____	24	Prayers _____	33
		Paper Cups _____	22	ProChef _____	14

Puffers _____	18	SMA Baby Formula _____	8	Tablecloths _____	29
Pumpkin _____	12	Small Goods _____	13	Tablecloths, Plastic _____	22
Pumpkin Kernel _____	12	Snider Carmel _____	5, 13	Tablets _____	18
Pura _____	13	Snow Pea _____	12	Tea _____	15
Purex _____	22	Snowy Mountain _____	15	Tefillos _____	33
Pyrex _____	28	Soap _____	21	Teflon _____	30
Quantities for the Seder _____	34	Soap, Laundry _____	23	The Big Olive _____	14
Quinoa _____	10, 12	Sodium Citrate _____	7	Thick & Thirsty _____	22
Radish _____	12	Sorbent _____	22	Thyme _____	12
Raspberry _____	12	Sorbitol _____	7, 20	Tissue Paper _____	22
Reach _____	20	Soy _____	12	Tissues _____	22
Refrigerator _____	24, 28	Soy Milk _____	13	Tofu _____	12, 16
Restaurant _____	14	SPAtone _____	18	Tofu Shop International _____	16
Rev _____	13	Special Occasions _____	22	Tomatoes _____	12
Revlon _____	20	Spelt _____	10	Tomor _____	6
Rexona _____	19	Spices _____	10	Tongs _____	25
Rhubarb _____	12	Spinach _____	12	Toothbrush _____	20
Rice _____	2, 6, 12, 16	Sponges _____	21	Toothpaste _____	20
Rice Milk _____	13	Spray Fresh _____	19	Towel, Paper _____	22
Riverside _____	14	Spray, Surface _____	21	Trix _____	21
Robert Timms _____	9	Sprays _____	18	Tubifex _____	17
Rosemary _____	12	Sprays, Ironing _____	23	Turbuhalers _____	18
Rye _____	10	Sprays, Nasal _____	18	Turmeric _____	12
Saccharin _____	15	Spring Water _____	15	Turnip _____	12
Safflower Oil _____	12	Squash _____	12	UHT _____	13
Saffron _____	12	Stahmann Farms _____	14	Unger Catering _____	10, 37
Salmon, Smoked _____	9	Stain Removers _____	23	Urn _____	30
Salt _____	15	Starch _____	7, 23	Vanilla Bean _____	12
Saxa _____	15	Steel Wool _____	21	Vaseline _____	18
Scalding _____	25	Stevo _____	22	Vegetables _____	5, 10, 35
Scotch Brite _____	21	Stoneware _____	29	Vitamin B _____	7
Scott _____	22	Stove _____	24, 29	Vitamin C _____	7
Scourers _____	21	Stove Top _____	24	Vitamins _____	6, 18
Seder _____	12	Strawberry _____	12	Viva _____	22
Sefiras HaOmer _____	34	String bean _____	12	Walnut _____	12
Serviettes _____	22	Sugar _____	15	Water _____	15
Serving Counters _____	24	Sugar Substitutes _____	15	Watermelon _____	12
Sesame _____	12	Sugar, Caster _____	15	Western Star _____	8
Sesame Seed _____	12	Sugar, White _____	15	Wheat _____	10
Seventh Generation _____	21	Sugarsnap _____	12	Wheatgerm _____	17
Shampoo _____	20	Sunflower _____	12	wine _____	6
Sick _____	13	Sunrice _____	16	Wine _____	16, 36
Silver Cleaning _____	21	Sunshine Sugar _____	15	Wine – Min. Quantities _____	37
Silverbeet _____	12	Suppositories _____	18	Wood _____	30
Silverstone _____	29	Surface Spray _____	21	Xanthan Gum _____	7
Sink _____	25, 29	Swede _____	12	Zovirax _____	18
Skin Products _____	21	Sweet Potato _____	12	Zucchini _____	12
Skinny _____	13	Table Covers _____	22	Zymil _____	13
SM33 _____	18	Table Tops _____	24	Zyrtec _____	18

## A SAMPLE PESACH PREPARATION CALENDAR (AISH.COM)

If you find it hard to get started preparing for Pesach, try making your own personal schedule, noting which tasks you will complete each week. Here is a sample that you can adapt to your own needs:

### SEVERAL WEEKS BEFORE PESACH:

- Review and copy recipes
- Plan menus
- Make master shopping list
- Buy paper goods and cleaning supplies
- Buy Yom Tov outfits for family
- Buy new kitchenware and take to mikveh
- Clean bedrooms
- Begin transition to kitniyot snacks
- Clean basement and cars
- Begin purchasing Pesach staples
- Clean and stock a Pesach cabinet in your kitchen

### 3 WEEKS BEFORE PESACH:

- Place meat order with butcher and freeze
- Make list of pre-Pesach cleaning jobs and divide among family members. (Set deadlines and offer praise and rewards for completion.)

### 2 WEEKS BEFORE PESACH:

- Buy new toothbrushes and other toiletries
- Buy majority of Pesach foods, including eggs

### 1 WEEK BEFORE PESACH:

- Clean out schoolbags, nappy bags, handbags, coat pockets, etc.
- Clean main living area
- Empty and clean kitchen cabinets for Pesach use
- Wash Pesach linens

### WEEK OF PESACH:

- Convert kitchen to 'kosher for Pesach'
- Buy produce, dairy, and other perishables
- Begin cooking
- Do 1-2 loads of laundry each day, as necessary, to make sure it's ready for Pesach

From the day after Purim, the phones start to ring off the hook with questions about Pesach – ‘which plastic plates can be bought?’, ‘what’s the deal about cosmetics?’, ‘can I feed my budgie it’s normal feed?’. Each year the questions seem to get more complicated, particularly with the increase in allergens and the complexities of modern food production.

What confuses issues is that companies do vary the way they make things and the variations can be within the same company depending on the country where a product is made.

For example, up until recently, Bonjella, a popular medication for sore teeth and gums, was approved for Pesach. Last year we were advised that the formulation had changed and that it could no longer be included.

Similarly, we have consumers who ask why Colgate toothpaste is okay in the US and not in Australia. The answer is that the ingredients for products made locally are sourced from chometz where the same ingredients in North America may be sourced from kitniyos.

So how does a Pesach Guide come into existence?

About 3 months before Purim, the Rabbinic Board and chemists meet to determine the policies for Pesach – which types of medicines, cosmetics, cleaning products etc will be acceptable for Pesach without investigation and which will require some basic ingredient checking. In addition, the Rabbis will determine which products can be approved for Pesach use even if not formally certified for Pesach. The decision is based on information from past years and from discussions with overseas authorities.

Based on these decisions, we write to the relevant pharmaceutical and cosmetics manufacturers (around 50 companies) requesting information. Often, this information is not available as the product is made in Europe, Africa or America.

For anyone in the food trade, getting feedback is difficult at the best of times so there are frequent follow ups with companies.

A few weeks before Purim the Pesach Guide begins to take shape with the main ‘challenge’ that information concerning some products becomes available only after Purim. For medications and cosmetics made in America we are indebted to Rabbi Gershon Bess from Kollel-Los Angeles who provides a comprehensive list of medicines and cosmetics. For Europe, Rabbi A Adler from Gateshead is an invaluable resource.

Many of the general rulings come from discussions with the Orthodox Union, the Chicago Rabbinical Council and the Association of Kashrus Organisations. The Kashrut Authority in NSW provides information on disposable tableware as well as some dairy baby products and sugar.

To illustrate the timing concerns, we release the Kosher Australia Pesach Guide on the day after receiving the information from Rabbis Adler and Bess earlier that day. Information from the Beth Din of Jo’berg comes through a day before.

All up, the production of the Pesach Guide takes approximately 300 man hours and happens while we are preparing the main Kosher Food Guide and continuing with our ongoing supervision at 300+ (and increasing) manufacturers.

